



— GET THE STRIPE —

PROFESSIONAL STRIKING,
DIGGING & FIRE TOOLS



★ MADE IN USA
WITH US & GLOBAL COMPONENTS

a quality brand of





When only the best will do, go to **NUPLA®**, the leader in U.S. manufacturing of specialty industrial grade hand tools since 1938. The pioneer and innovator of TCP (Tension - Continuous - Parallel) pultruded Nuplaglas®, NUPLA produces the strongest and safest fiberglass-handled tools available. In its 115,000 square foot facility in Sun Valley, California the company produces over 1,600 hand tools including soft-face and steel hammers, shovels, rakes, axes, non-conductive tools and replacement handles - All made proudly in the USA, by American workers.

NUPLA's history is one of invention, via the development of plastics and related technologies since the 1930's. NUPLA has continued innovating for over 80 years and has earned the reputation as the industry standard for fiberglass striking, cutting, digging and fire tools. We have earned our stripe as the manufacturer of the World's Strongest Hand Tools and we put that stripe on every tool we produce:

GET THE STRIPE™

CONTENTS



STRIKING TOOLS

SOFT FACED, NON-SPARKING, STEEL, BRASS, RUBBER, SLEDGES

06



AXES, MAULS, PICKS & MATTOCKS

22



DIGGING TOOLS

SHOVELS, SPADES, SCOOPS, NON-CONDUCTIVE

24



MAINTENANCE TOOLS

LANDSCAPE, JANITORIAL, PRY BARS, BOLT CUTTERS, FENCING, PAVING

36



AUTOMOTIVE TOOLS

HAMMERS, DOLLIES, SPECIALTY

42



NUPRO® VALUE TOOLS

SHOVELS, HAMMERS

46



MILL & FORESTRY TOOLS

PIKE POLES, PICKEROONS

48



FIRE TOOLS

PIKE POLES, ROOF & CEILING HOOKS, FIRE AXES, HALLIGANS, WILDLAND

50



REPLACEMENT HANDLES

58

WWW.NUPLACORP.COM

Nupla®, Ergo-Power®, Nuplaglas®, Smart Hammer®, Power Drive®, Strike Pro®, Handi-Hammer®, Extreme Power Sledge®, IMPAX®, Power Pylon®, NuPro®, Nuplabond®, and Mech/Loc® are registered trademarks of Nupla Corporation.

GET THE STRIPE™ and NuPole™ are trademarks of Nupla Corporation. | Q.E.P.® is a registered trademark of Q.E.P.

"THE BEST COMPONENTS"

Classic Nuplaglas® Handles

Nuplaglas Handles have been the standard of the industry for over 60 years. Thousands of strands of fiberglass encased in a proprietary resin deliver a super-duty handle, tough enough to carry the Nupla Lifetime Warranty.

Ergo-Power® Handles

Same super-duty Nuplaglas construction with an injection molded protective coating. Protects and extends the life of the handles and grips become an integral portion of the handle.

Nupla Striking Heads

Nupla molded striking heads are available in various hardnesses of non-marring plastic composites. Metal heads available in forged steel or brass, and are heat treated for specific levels of hardness.

Nupla Grips

SUPER GRIP



SG

- Safest grip in the industry
- Use in all weather conditions, with or without gloves
- Classic Rubber or integrated Ergo style

CUSH-N-GRIP



H

- Long, sleek grip
- Available in rubber

CIRCULAR STRIPE



C

CS

- C and CS (short) sizes
- Comfortable standard grip and design
- Available in rubber or integrated molded design

SINGLE BIT GRIP



SB

- Provides direction accuracy for single bit axes and mauls

CIRCULAR STRIPE



CSL

- CSL, long sizes
- Comfortable standard grip and design
- Available in rubber or integrated molded design

DOUBLE BIT GRIP



DB

- For double bladed chopping tools

STRIKING
AXES
DIGGING
MAINTENANCE
AUTOMOTIVE
NUPRO
FORESTRY
FIRE
HANDLES

Best in Quality • Best in Design • Best in Performance

Only the highest quality materials go into our tools. Nuplaglas handles are manufactured in the USA to precise specifications and carry a Lifetime Warranty. Each and every Nupla tool has been engineered, tested and retested for balance, strength and durability. With hundreds of handle length and grip combinations, Nupla can deliver the tools to maximize performance in any application.


From a precise tap to the heaviest demolition projects, we have the tool you need.

Custom Design & Colors with OEM Parts for:

- Manufacturing
- Railroads/Mining
- Fire Utilities
- Building
- Landscape
- Safety
- Construction
- Telecommunications
- Hazmat
- Roads & Highways
- Wood Working
- Military
- Automotive
- Metal Working
- Aerospace



NUPLA INNOVATIONS IN TOOLS



Nuplaglas® Composite

Halligan and Pry Bar Tools designed to perform like steel while maintaining the flexibility and light weight advantages of Nuplaglas. (Patent Pending)

Impax® Power Drive®

Dead Blow and 'Quick-Change' hammers featuring Nupla's unique Smart Hammer® Technology, which delivers precision strikes with the very best non-marring surface protection.

Integral Rebar

Patented process used in all Nupla digging tool handles providing optimum strength-to-weight ratio. Short lengths of solid fiberglass incorporated at critical stress points in the handle pultrusion process assure superior reinforcement.

Ergonomic Handle & Grip Designs

Digging tools designed to reduce fatigue and provide greater control of the load, with molded handles in Ergo-Power. Striking tools made with three grip styles in Classic Nuplaglas and Ergo-Power, offer the ability to match the tool to the operator and job.

Power Pylon®

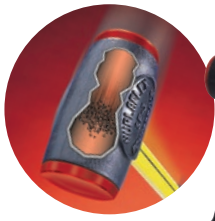
A rivetless shovel connection, molded to the handle end, engineered to provide an integral fusion of a Nuplaglas® handle to the shovel blade.



— STRIKING TOOLS —

SOFT FACED DEAD BLOW HAMMERS

Non-marring Smart Hammer® Technology



EXTREME POWER DRIVE®

- Shot-loaded composite interior cavities fully encased in a tough polymer outer jacket
- Free flowing inner shot concentrates striking power and increases driving force
- Cast urethane face to protect hammer when striking sharp metal surfaces
- Available with one steel face for extra hard surfaces

STANDARD POWER DRIVE®

- Shot-loaded composite interior cavities fully encased in a tough polymer outer jacket
- Free flowing inner shot concentrates striking power and increases driving force
- Non-marring face protects surface being struck
- Available with one steel face for extra hard surfaces

STRIKE PRO® POWER DRIVE®

- All the dead blow features of the Power Drive in a lighter, more economical configuration
- Available in two colors for dedicated job identification

PART NO.	DESCRIPTION	NOMINAL WEIGHT	HEAD LENGTH	HANDLE LENGTH	GRIP STYLE	STD. PACK	STD. PACK WEIGHT
10061	Extreme Power Drive Hammer (SDSF-1SG)	1 lb	4.5"	12.5"	SG	5	5.75 lb
10051	Extreme Power Drive Hammer (SDSF-1)	1 lb	4.5"	12.5"	C	5	5.75 lb
10062	Extreme Power Drive Hammer (SDSF-2SG)	2 lb	5"	13.75"	SG	5	10.75 lb
10052	Extreme Power Drive Hammer (SDSF-2)	2 lb	5"	13.75"	C	5	10.75 lb
10065	Extreme Power Drive Hammer, 1 Steel Face (SDSF-1SG-S)	1 lb	4.5"	12.5"	SG	5	6 lb
10066	Extreme Power Drive Hammer, 1 Steel Face (SDSF-2SG-S)	2 lb	5"	13.75"	SG	2	4.4 lb
10063	Extreme Power Drive Hammer (SDSF-3SG)	3 lb	5.5"	14.5"	SG	2	6.3 lb
10053	Extreme Power Drive Hammer (SDSF-3)	3 lb	5.5"	14.5"	C	2	6.3 lb
10064	Extreme Power Drive Hammer (SDSF-4SG)	4 lb	5.75"	15.5"	SG	2	8.3 lb
10054	Extreme Power Drive Hammer (SDSF-4)	4 lb	5.75"	15.5"	C	2	8.3 lb
10009	Standard Power Drive Hammer (SF-8)	.5 lb	3"	11"	H	5	2.5 lb
10015	Standard Power Drive Hammer (SF-1SG)	1 lb	4.5"	12.5"	SG	5	5.75 lb
10010	Standard Power Drive Hammer (SF-1)	1 lb	4.5"	12.5"	C	5	5.75 lb
10025	Standard Power Drive Hammer (SF-2SG)	2 lb	5"	13.75"	SG	5	10.75 lb
10020	Standard Power Drive Hammer (SF-2)	2 lb	5"	13.75"	C	5	10.75 lb
10027	Standard Power Drive Hammer, 1 Steel Face (SFS-2SG)	2 lb	5"	13.75"	SG	5	12.5 lb
10028	Standard Power Drive Hammer, 1 Steel Face (SFS)	2 lb	5"	13.75"	C	5	12.5 lb
10022	Standard Power Drive Hammer, 1 Brass Face (SFB-2SG)	2 lb	5"	13.75"	SG	5	12.5 lb
10021	Standard Power Drive Hammer, 1 Brass Face (SFB)	2 lb	5"	13.75"	C	5	12.5 lb
10035	Standard Power Drive Hammer (SF-3SG)	3 lb	5.5"	14.5"	SG	2	6.3 lb
10030	Standard Power Drive Hammer (SF-3)	3 lb	5.5"	14.5"	C	2	6.3 lb
10045	Standard Power Drive Hammer (SF-4SG)	4 lb	5.75"	15.5"	SG	2	8.3 lb
10040	Standard Power Drive Hammer (SF-4)	4 lb	5.75"	15.5"	C	2	8.3 lb
10135	Strike Pro Power Drive Hammer, Yellow (STP16)	1 lb	5"	12"	C	5	6 lb
10235	Strike Pro Power Drive Hammer, Orange (STP016)	1 lb	5"	12"	C	5	6 lb
10175	Strike Pro Power Drive Hammer, Yellow (STP24)	1.5 lb	5.75"	12.25"	C	5	8.5 lb
10275	Strike Pro Power Drive Hammer, Orange (STP024)	1.5 lb	5.75"	12.25"	C	5	8.5 lb
10195	Strike Pro Power Drive Hammer, Yellow (STP40)	2.5 lb	6"	12.25"	C	5	13.5 lb

STRIKING

AXES

DIGGING

MAINTENANCE

AUTOMOTIVE

NUPRO

FORESTRY

FIRE

HANDLES

SOFT FACED DEAD BLOW HAMMERS

'Quick-Change' Impax® Power Drive



NON-MARRING SMART HAMMER® TECHNOLOGY

- Engineered to outperform rubber or plastic face hammers
- Shot loaded composite interior cavities fully encased in a tough polymer outer jacket
- Replaceable 'Quick-Change' tips available in 8 durometric hardnesses from Super Soft to Extra Hard (Sold separately - Page 11)

PART NO.	DESCRIPTION	NOMINAL WEIGHT	TIP DIAMETER	HANDLE LENGTH	GRIP STYLE	STD. PACK	STD. PACK WEIGHT
03306	Impax Power Drive Hammer, No Tips (SPI-106)	.75 lb	1"	11.5"	C	6	6 lb
03356	Impax Power Drive Hammer, No Tips (SPI-156)	1 lb	1.5"	12.5"	C	6	7 lb
03360	Impax Power Drive Hammer, No Tips (SPI-206)	2 lb	2"	13.5"	C	4	9 lb
04011	Impax Power Drive Hammer, No Tips (SPI-206-48)	3 lb	2"	14.5"	C	4	13 lb
03366	Impax Power Drive Hammer, No Tips (SPI-256SG)	4 lb	2.5"	14.5"	SG	4	17 lb
03365	Impax Power Drive Hammer, No Tips (SPI-256)	4 lb	2.5"	14.5"	C	4	17 lb
03371	Impax Power Drive Hammer, No Tips (SPI-256-18SG)	4 lb	2.5"	18"	SG	4	17.5 lb
03370	Impax Power Drive Hammer, No Tips (SPI-256-18)	4 lb	2.5"	18"	C	4	17.5 lb
07607	Impax Power Drive Hammer, No Tips (SPI-306-SG)	5 lb	3"	14.5"	SG	2	10.5 lb
07606	Impax Power Drive Hammer, No Tips (SPI-306)	5 lb	3"	14.5"	C	2	10.5 lb
04012	Impax Power Drive Hammer, No Tips (SPI-306)	5 lb	3"	18"	C	2	10.75 lb
04001	Impax Power Drive Hammer, with Green/Yellow Tips (SPI-106)	.75 lb	1"	11.5"	C	6	6.5 lb
04002	Impax Power Drive Hammer, with Green/Black Tips (SPI-106)	.75 lb	1"	11.5"	C	6	6.5 lb
04003	Impax Power Drive Hammer, with Green/Yellow Tips (SPI-156)	1 lb	1.5"	12.5"	C	6	8.5 lb
04004	Impax Power Drive Hammer, with Green/Black Tips (SPI-156)	1 lb	1.5"	12.5"	C	6	8.5 lb
04005	Impax Power Drive Hammer, with Green/Yellow Tips (SPI-206)	2 lb	2"	13.5"	C	4	11 lb
04006	Impax Power Drive Hammer, with Green/Yellow Tips 48 oz (SPI-206)	3 lb	2"	14.5"	C	4	14 lb
04007	Impax Power Drive Hammer, with Green/Black Tips (SPI-206)	2 lb	2"	13.5"	C	4	11 lb
04008	Impax Power Drive Hammer, with Green/Yellow Tips (SPI-256)	4 lb	2.5"	14.5"	C	4	21 lb
04009	Impax Power Drive Hammer, with Green/Yellow Tips (SPI-306)	5 lb	3"	14.5"	C	2	14 lb

SOFT FACED SLEDGE HAMMERS

'Quick-Change' Impax® Power Drive



NON-MARRING SMART HAMMER® TECHNOLOGY

- Shot loaded Dead Blow heads deliver the impact of a steel hammer
- Nuplaglas handles, strong yet light weight
- Non-marring removable tips can be replaced when worn
- Oversized head and striking face minimizes miss-hits
- Replaceable 'Quick-Change' tips available in 6 durometric hardnesses from Super Soft to Extra Hard (Sold separately - Page 11)
- Impax sledges with tips also include exterior head treatment to reduce surface marring on mis-strikes

PART NO.	DESCRIPTION	NOMINAL WEIGHT	TIP DIAMETER	HANDLE LENGTH	GRIP STYLE	STD. PACK	STD. PACK WEIGHT
07403	Impax Power Drive Sledge Hammer, No Tips (S-402SG)	11 lb	4"	34"	SG	1	11.5 lb
07402	Impax Power Drive Sledge Hammer, No Tips (S-402)	11 lb	4"	34"	CS	1	11.5 lb
04013	Impax Power Drive Sledge Hammer, No Tips (S-402)	10.5 lb	4"	19"	SG	1	11 lb
07405	Impax Power Drive Sledge Hammer, No Tips (S-404SG)	13 lb	4"	34"	SG	1	13.5 lb
07404	Impax Power Drive Sledge Hammer, No Tips (S-404)	13 lb	4"	34"	CS	1	13.5 lb
07505	Impax Power Drive Sledge Hammer, with Black/Black Tips	5 lb	3"	20"	CS	1	5.35 lb
07508	Impax Power Drive Sledge Hammer, with Black/Black Tips	8 lb	4"	30"	CS	1	8.55 lb
07512	Impax Power Drive Sledge Hammer, with Black/Black Tips	11.5 lb	4"	36"	CS	1	12.05 lb
04010	Impax Power Drive Sledge Hammer, with Green/Black Tips	11.5 lb	4"	36"	CS	1	12.05 lb

STRIKING

AXES

DIGGING

MAINTENANCE

AUTOMOTIVE

NUPRO

FORESTRY

FIRE

HANDLES

SOFT FACED HAMMER HOLDERS

Replaceable Tip Hammers provide a wide range of weight and tip hardness to deliver precision striking without deadblow technology



'QUICK-CHANGE' HAMMERS

- Choose the weight of the hammer, handle length and grip style (CS or SG)
- Replaceable tips available in eight durometric hardnesses from Super Soft to Extra Hard (Sold Separately - Page 11)



CUSHION-BLOW HAMMERS

- Unique size for specialty jobs
- Available with and without tips
- 5 replaceable tip hardnesses available (Sold Separately - Page 11)

PART NO.	DESCRIPTION	NOMINAL WEIGHT	TIP DIAMETER	HANDLE LENGTH	GRIP STYLE	STD. PACK	STD. PACK WEIGHT
09600	Quick-Change Hammer, No Tips (SPS-100)	6 oz	1"	11.25"	C	6	3 lb
09605	Quick-Change Hammer, No Tips (SPS-105)	9 oz	1"	11.25"	C	6	4.2 lb
09550	Quick-Change Hammer, No Tips (SPS-150)	1 lb	1.5"	12.5"	C	6	6.9 lb
09555	Quick-Change Hammer, No Tips (SPS-155)	1.25 lb	1.5"	12.5"	C	6	8.4 lb
09500	Quick-Change Hammer, No Tips (SPS-200)	1.5 lb	2"	13.75"	C	6	9.9 lb
09505	Quick-Change Hammer, No Tips (SPS-205)	2.25 lb	2"	13.75"	C	6	14.4 lb
09510	Quick-Change Hammer, No Tips (SPS-250)	2.5 lb	2.5"	15.5"	C	4	11 lb
09520	Quick-Change Hammer, No Tips (SPS-255)	4.25 lb	2.5"	15.5"	C	4	18 lb
09400	Quick-Change Hammer, No Tips (SPS-300)	4 lb	3"	15.5"	C	2	8.5 lb
09405	Quick-Change Hammer, No Tips (SPS-305)	5 lb	3"	15.5"	C	2	10.5 lb
09418	Quick-Change Hammer, No Tips (SPS-305-18)	5 lb	3"	18"	C	2	10.5 lb
09432	Quick-Change Hammer, No Tips (SPS-305-18)	6 lb	3"	18"	C	2	12.5 lb
09421	Quick-Change Hammer, No Tips (SPS-350-32SG)	6 lb	3"	32"	SG	2	13 lb
09433	Quick-Change Hammer, No Tips (SPS-306-18SG)	6 lb	3"	18"	SG	2	12.5 lb
09375	Quick-Change Hammer, No Tips (SPS-307-32SG)	6.5 lb	3"	32"	SG	2	14 lb
11525	Cushion-Blow Hammer, No Tips (CBH-125)	12 oz	1.25"	11.75"	C	6	5 lb
11535	Cushion-Blow Hammer, No Tips (CBH-135)	16 oz	1.375"	12"	C	6	7 lb
11575	Cushion-Blow Hammer, No Tips (CBH-175)	32 oz	1.75"	15.5"	C	6	13 lb
'Quick-Change' & Cushion-Blow Hammers with Tips							
09557	Quick-Change Hammer, with Red/Green Tips (SPS150M/T)	1.25 lb	1.5"	12.5"	C	6	6 lb
09503	Quick-Change Hammer, with Red/Green Tips (SPS200M/T)	2 lb	2"	13.75"	C	6	10.5 lb
09501	Quick-Change Hammer, with Red/Green Tips (SPS205M/T)	2.75 lb	2"	13.75"	C	6	15 lb
11225	Cushion-Blow Hammer, with Red/Green Tips (CBH-125M/T)	12 oz	1.25"	11.75"	C	6	6 lb
11235	Cushion-Blow Hammer, with Red/Green Tips (CBH-135M/T)	16 oz	1.375"	12"	C	6	8 lb
11275	Cushion-Blow Hammer, with Red/Green Tips (CBH-175M/T)	32 oz	1.75"	15.5"	C	6	14.5 lb

SOFT FACED REPLACEABLE TIPS

STRIKING

AXES

DIGGING

MAINTENANCE

AUTOMOTIVE

NUPRO

FORESTRY

FIRE

HANDLES

'QUICK-CHANGE' TIPS

- Choose the right tip for every job
- Sizes ranging from 1" up to 4" diameter



MEDIUM



TOUGH



EXTRA HARD



HARD

For Impax® Dead Blow & 'Quick-Change' Hammers

PART NO.	DESCRIPTION	COLOR	TIP DIAMETER	STD. PACK	STD. PACK WEIGHT	PART NO.	DESCRIPTION	COLOR	TIP DIAMETER	STD. PACK	STD. PACK WEIGHT
15101	Supersoft	Grey	1"	2	1.5 oz	15210	Hardened Steel Face	Steel	2"	2	12 oz
15102	Soft	Brown	1"	2	1.5 oz	15211	Brass Face	Brass	2"	2	10 oz
15103	Medium	Red	1"	2	1.5 oz	15215	Hard Urethane	Black	2"	2	8 oz
15104	Tough	Green	1"	2	1.5 oz	15251	Supersoft	Grey	2.5"	2	1 lb
15106	Medium Hard	Cream	1"	2	1.5 oz	15252	Soft	Brown	2.5"	2	1 lb
15108	Hard	Black	1"	2	1.5 oz	15253	Medium	Red	2.5"	2	1 lb
15109	Extra Hard	Yellow	1"	2	1.5 oz	15254	Tough	Green	2.5"	2	1 lb
15151	Supersoft	Grey	1.5"	2	4 oz	15256	Medium Hard	Cream	2.5"	2	1 lb
15152	Soft	Brown	1.5"	2	4 oz	15258	Hard	Black	2.5"	2	1 lb
15153	Medium	Red	1.5"	2	4 oz	15259	Extra Hard	Yellow	2.5"	2	1 lb
15154	Tough	Green	1.5"	2	4 oz	15301	Supersoft	Grey	3"	2	1.5 lb
15156	Medium Hard	Cream	1.5"	2	4 oz	15302	Soft	Brown	3"	2	1.5 lb
15158	Hard	Black	1.5"	2	4 oz	15303	Medium	Red	3"	2	1.5 lb
15159	Extra Hard	Yellow	1.5"	2	4 oz	15304	Tough	Green	3"	2	1.5 lb
15166	Medium Hard	Cream	1.5"	2	4 oz	15306	Medium Hard	Cream	3"	2	1.5 lb
15160	Hardened Steel Face	Steel	1.5"	2	8 oz	15308	Hard	Black	3"	2	1.5 lb
15161	Brass Face	Brass	1.5"	2	6 oz	15309	Extra Hard	Yellow	3"	2	1.5 lb
15201	Supersoft	Grey	2"	2	6 oz	15402	Soft	Brown	4"	2	2.25 lb
15202	Soft	Brown	2"	2	8 oz	15403	Medium	Red	4"	2	2.25 lb
15203	Medium	Red	2"	2	8 oz	15404	Tough	Green	4"	2	2.25 lb
15204	Tough	Green	2"	2	8 oz	15406	Medium Hard	Cream	4"	2	2.25 lb
15206	Medium Hard	Cream	2"	2	8 oz	15408	Hard	Black	4"	2	2.25 lb
15208	Hard	Black	2"	2	8 oz	15409	Extra Hard	Yellow	4"	2	2.25 lb
15209	Extra Hard	Yellow	2"	2	8 oz						

For Cushion-Blow Hammers

PART NO.	DESCRIPTION	COLOR	TIP DIAMETER	STD. PACK	STD. PACK WEIGHT	PART NO.	DESCRIPTION	COLOR	TIP DIAMETER	STD. PACK	STD. PACK WEIGHT
15122	Soft	Brown	1.25"	1	0.75 oz	15134	Tough	Green	1.375"	1	1 oz
15123	Medium	Red	1.25"	1	0.75 oz	15136	Medium Hard	Cream	1.375"	1	1 oz
15124	Tough	Green	1.25"	1	0.75 oz	15130	Hard	Black	1.375"	1	1 oz
15126	Medium Hard	Cream	1.25"	1	0.75 oz	15172	Soft	Brown	1.75"	1	1.4 oz
15120	Hard	Black	1.25"	1	0.75 oz	15173	Medium	Red	1.75"	1	1.4 oz
15128	Extra Hard	Yellow	1.25"	1	0.75 oz	15174	Tough	Green	1.75"	1	1.4 oz
15132	Soft	Brown	1.375"	1	1 oz	15176	Medium Hard	Cream	1.75"	1	1.4 oz
15133	Medium	Red	1.375"	1	1 oz	15170	Hard	Black	1.75"	1	1.4 oz

SOFT FACED HAMMER SETS



IMPAX® DEAD BLOW HAMMER & TIPS WITH CARRYING CASE



'QUICK-CHANGE' HAMMER & TIPS



'QUICK-CHANGE' HAMMER & TIPS WITH CARRYING CASE

PART NO.	DESCRIPTION	NOMINAL WEIGHT	TIP DIAMETER	HANDLE LENGTH	GRIP STYLE	STD. PACK	STD. PACK WEIGHT
02356	Impax Power Drive Hammer (SPI-156-S6) with Carrying Case & 6 Tips: Soft, Medium, Medium-Hard, Hard, Extra-Hard, Steel	1 lb	1.5"	12.5"	C	1	3 lb
02358	Impax Power Drive Hammer (SPI-156-S8) with Carrying Case & 8 Tips: Super Soft, Soft, Medium, Tough, Medium-Hard, Hard, Extra-Hard, Steel	1 lb	1.5"	12.5"	C	1	3.25 lb
02550	Quick-Change Hammer (SPI-150-S6) with Carrying Case & 6 Tips: Soft, Medium, Medium-Hard, Hard, Extra-Hard, Steel	1 lb	1.5"	12.5"	C	1	2.5 lb
02552	Quick-Change Hammer (SPI-150-S8) with Carrying Case & 8 Tips: Super Soft, Soft, Medium, Tough, Medium-Hard, Hard, Extra-Hard, Steel	1 lb	1.5"	12.5"	C	1	2.75 lb
02555	Quick-Change Hammer (SPI-155-S6) with Carrying Case & 6 Tips: Soft, Medium, Medium-Hard, Hard, Extra-Hard, Steel	1.25 lb	1.5"	12.5"	C	1	2.75 lb
02558	Quick-Change Hammer (SPI-155-S8) with Carrying Case & 8 Tips: Super Soft, Soft, Medium, Tough, Medium-Hard, Hard, Extra-Hard, Steel	1.25 lb	1.5"	12.5"	C	1	3 lb
02549	Quick-Change Hammer with 4 Tips: Soft, Medium, Hard, Extra-Hard (Clam Shell Pack)	1 lb	1.5"	12.5"	C	1	2.5 lb



HANDI-HAMMER® POWER DRIVE®

- Handle-less compact hammer fits in your pocket or tool box
- Power of a dead blow for tight spaces and small jobs
- Dual faces: one non-marring, one steel

PART NO.	DESCRIPTION	WEIGHT	STD. PACK	STD. PACK WEIGHT
89710	Handi-Hammer Power Drive, Light Duty	10 oz	4	2.75 lb
89714	Handi-Hammer Power Drive, Heavy Duty	14 oz	4	4.5 lb

Non-marring Smart Hammer® Technology

BRASS HAMMERS

- Heavy non-spark striking face with soft impact
- Malleable brass material will not fracture or create shards when striking hard surfaces
- Perfect for working in volatile environments, automotive services, metal working and MRO



PART NO.	DESCRIPTION	NOMINAL WEIGHT	HANDLE LENGTH	GRIP STYLE	STD. PACK	STD. PACK WEIGHT
30015	Classic Nuplaglas Brass Hammer (BRS1.5)	1.5 lb	12"	SG	5	8.75 lb
30025	Classic Nuplaglas Brass Hammer (BRS2.5)	2.5 lb	12"	SG	2	5.5 lb
30040	Classic Nuplaglas Brass Hammer (BRS4)	4 lb	12"	SG	2	8.3 lb
30515	Ergo-Power Brass Hammer (BRS1.5-ESG)	1.5 lb	12"	SG	5	10.5 lb
30525	Ergo-Power Brass Hammer (BRS2.5-ESG)	2.5 lb	12"	SG	2	6.5 lb
30540	Ergo-Power Brass Hammer (BRS4-ESG)	4 lb	12"	SG	2	9.5 lb
30060	Classic Nuplaglas Brass Sledge Hammer (BRS6-18)	6 lb	18"	SG	2	13 lb
30061	Classic Nuplaglas Brass Sledge Hammer (BRS6-24)	6 lb	24"	SG	2	13.25 lb
30062	Classic Nuplaglas Brass Sledge Hammer (BRS6-28)	6 lb	28"	SG	2	13.55 lb



RUBBER MALLETS

- Non-sparking
- White head mallet will not mark or smudge surfaces even after prolonged use

PART NO.	DESCRIPTION	NOMINAL WEIGHT	HANDLE LENGTH	GRIP STYLE	STD. PACK	STD. PACK WEIGHT
13115	Premium White Rubber Mallet, Non-Marking (WRM1)	1 lb	12.625"	H	5	5.45 lb
13110	Classic Nuplaglas Rubber Mallet (RM1)	1 lb	12.625"	H	5	5.75 lb
13120	Classic Nuplaglas Rubber Mallet (RM2)	2 lb	16"	H	5	10.75 lb

NON-SPARKING HAMMERS



STANDARD POWER DRIVE®

- Non-sparking, shot-loaded composite interior cavities fully encased in a tough polymer outer jacket
- Free flowing inner shot concentrates striking power and increases driving force
- Non-marring face protects surface being struck
- Available with brass face for hard surfaces



STRIKE PRO® POWER DRIVE®

- All the features of the Non-Sparking Power Drive in a lighter, more economical configuration

PART NO.	DESCRIPTION	NOMINAL WEIGHT	HEAD LENGTH	HANDLE LENGTH	GRIP STYLE	STD. PACK	STD. PACK WEIGHT
10016	Standard Power Drive Hammer (SFN-1SG)	1 lb	4.5"	12.5"	SG	5	5.75 lb
10026	Standard Power Drive Hammer (SFN-2SG)	2 lb	5"	13.75"	SG	5	12.5 lb
10023	Standard Power Drive Hammer, 1 Brass Face (SFN-2SG-B)	2 lb	5"	13.75"	SG	5	12.5 lb
10036	Standard Power Drive Hammer (SFN-3SG)	3 lb	5.5"	14.5"	SG	2	6.3 lb
10046	Standard Power Drive Hammer (SFN-4SG)	4 lb	5.75"	15.5"	SG	2	8.3 lb
10140	Strike Pro Power Drive Hammer, Natural (STPN16)	1 lb	5"	12"	C	5	6 lb
10180	Strike Pro Power Drive Hammer, Natural (STPN24)	1.5 lb	5"	12"	C	5	6 lb
10200	Strike Pro Power Drive Hammer, Natural (STPN40)	2.5 lb	6"	12"	C	5	13 lb



IMPAX® POWER DRIVE® DEAD BLOW & 'QUICK-CHANGE' HAMMER HOLDERS

- Choose the ideal weight of the hammer and handle length for your non-sparking applications
- Replaceable Non-Sparking tips available in 8 durometric hardnesses from Super Soft to Extra Hard (Sold Separately - Page 15)
- All hammer/tip connections are manufactured with solid brass to meet non-sparking requirements

WARNING: Always pair Non-Sparking Hammer Holders with Non-Sparking Tips

PART NO.	DESCRIPTION	NOMINAL WEIGHT	TIP DIAMETER	HANDLE LENGTH	GRIP STYLE	STD. PACK	STD. PACK WEIGHT
03357	Impax Power Drive Hammer, No Tips (SPI-156N)	1 lb	1.5"	12.5"	C	6	7 lb
03361	Impax Power Drive Hammer, No Tips (SPI-206N)	2 lb	2"	13.5"	C	4	9 lb
09601	Quick-Change Hammer, No Tips (SPS-100N)	6 oz	1"	11.25"	C	6	3 lb
09606	Quick-Change Hammer, No Tips (SPS-105N)	9 oz	1"	11.25"	C	6	4.2 lb
09551	Quick-Change Hammer, No Tips (SPS-150N)	1 lb	1.5"	12.5"	C	6	6.9 lb
09554	Quick-Change Hammer, No Tips (SPS-155N)	1.25 lb	1.5"	12.5"	C	6	8.4 lb
09499	Quick-Change Hammer, No Tips (SPS-200N)	1.5 lb	2"	13.75"	C	6	9.9 lb
09506	Quick-Change Hammer, No Tips (SPS-205N)	2.25 lb	2"	13.75"	C	6	14.4 lb
09512	Quick-Change Hammer, No Tips (SPS-250N)	2.5 lb	2.5"	15.5"	C	4	11 lb
09521	Quick-Change Hammer, No Tips (SPS-255N)	4.25 lb	2.5"	15.5"	C	4	18 lb

NON-SPARKING TIPS & HAMMER SETS

STRIKING

AXES

DIGGING

MAINTENANCE

AUTOMOTIVE

NUPRO

FORESTRY

FIRE

HANDLES

'QUICK-CHANGE' TIPS

- Choose the right Non-Sparking tip for every job
- Non-sparking tips and hammers have brass fittings
- Sizes ranging from 1" up to 4" diameter



MEDIUM



TOUGH



EXTRA HARD



HARD

WARNING: Always pair Non-Sparking Hammer Holders with Non-Sparking Tips

For Impax® Dead Blow & 'Quick-Change' Non-Sparking Hammers

PART NO.	DESCRIPTION	COLOR	TIP DIAMETER	STD. PACK	STD. PACK WEIGHT	PART NO.	DESCRIPTION	COLOR	TIP DIAMETER	STD. PACK	STD. PACK WEIGHT
15091	Supersoft	Grey	1"	2	1.5 oz	15196	Medium Hard	Cream	2"	2	8 oz
15092	Soft	Brown	1"	2	1.5 oz	15198	Hard	Black	2"	2	8 oz
15093	Medium	Red	1"	2	1.5 oz	15199	Extra Hard	Yellow	2"	2	8 oz
15094	Tough	Green	1"	2	1.5 oz	15212	Brass Face	Brass	2"	2	10 oz
15096	Medium Hard	Cream	1"	2	1.5 oz	15241	Supersoft	Grey	2.5"	2	1 lb
15098	Hard	Black	1"	2	1.5 oz	15242	Soft	Brown	2.5"	2	1 lb
15099	Extra Hard	Yellow	1"	2	1.5 oz	15243	Medium	Red	2.5"	2	1 lb
15140	Supersoft	Grey	1.5"	2	4 oz	15244	Tough	Green	2.5"	2	1 lb
15141	Soft	Brown	1.5"	2	4 oz	15246	Medium Hard	Cream	2.5"	2	1 lb
15142	Medium	Red	1.5"	2	4 oz	15248	Hard	Black	2.5"	2	1 lb
15143	Tough	Green	1.5"	2	4 oz	15249	Extra Hard	Yellow	2.5"	2	1 lb
15144	Medium Hard	Cream	1.5"	2	4 oz	15291	Supersoft	Grey	3"	2	1.5 lb
15147	Hard	Black	1.5"	2	4 oz	15292	Soft	Brown	3"	2	1.5 lb
15150	Extra Hard	Yellow	1.5"	2	4 oz	15293	Medium	Red	3"	2	1.5 lb
15163	Brass Face	Brass	1.5"	2	6 oz	15294	Tough	Green	3"	2	1.5 lb
15191	Supersoft	Grey	2"	2	8 oz	15296	Medium Hard	Cream	3"	2	1.5 lb
15192	Soft	Brown	2"	2	8 oz	15298	Hard	Black	3"	2	1.5 lb
15193	Medium	Red	2"	2	8 oz	15299	Extra Hard	Yellow	3"	2	1.5 lb
15194	Tough	Green	2"	2	8 oz						



1 LB. NON-SPARKING 'QUICK-CHANGE' HAMMER & TIPS WITH CARRYING CASE



1.25 LB. NON-SPARKING 'QUICK-CHANGE' HAMMER & TIPS WITH CARRYING CASE

PART NO.	DESCRIPTION	NOMINAL WEIGHT	TIP DIAMETER	HANDLE LENGTH	GRIP STYLE	STD. PACK	STD. PACK WEIGHT
02553	Quick-Change Hammer (SPS-150-S8) with Carrying Case & 8 Tips: Super Soft, Soft, Medium, Tough, Medium-Hard, Hard, Extra-Hard, Brass	1 lb	1.5"	12.5"	C	1	2.75 lb
02556	Quick-Change Hammer (SPS-155-S8) with Carrying Case & 8 Tips: Super Soft, Soft, Medium, Tough, Medium-Hard, Hard, Extra-Hard, Brass	1.25 lb	1.5"	12.5"	C	1	3 lb

STEEL HAMMERS



CLASSIC NUPLAGLAS® HANDLES

- Super-duty handle made tough from thousands of fiberglass strands encased in a proprietary resin
- All Classic Nuplaglas Handled tools carry a Nupla Lifetime Warranty
- Carbon steel heads are precision forged and heat treated
- Available with Super and Cush-N Grips

ERGO-POWER® HANDLES

- Protective covering injection molded over a Classic Nuplaglas handle
- Protects fiberglass from overstrikes and extends the life of the handle
- Precision forge and heat treated high carbon steel heads

PART NO.	DESCRIPTION	NOMINAL WEIGHT	HANDLE LENGTH	GRIP STYLE	STD. PACK	STD. PACK WEIGHT
21004	Classic Nuplaglas Ball Pein Hammer (M-4)	4 oz	11"	H	6	3 lb
21008	Classic Nuplaglas Ball Pein Hammer (M-8)	8 oz	11"	H	6	4.5 lb
21012	Classic Nuplaglas Ball Pein Hammer (M-12)	12 oz	12"	H	6	6 lb
21016	Classic Nuplaglas Ball Pein Hammer (M-16)	16 oz	13"	H	6	7.5 lb
21020	Classic Nuplaglas Ball Pein Hammer (M-20)	20 oz	13"	H	6	9 lb
21024	Classic Nuplaglas Ball Pein Hammer (M-24)	24 oz	14"	H	6	10.5 lb
21324	Classic Nuplaglas Ball Pein Hammer (M-24-13)	24 oz	13"	H	6	10.75 lb
21032	Classic Nuplaglas Ball Pein Hammer (M-32)	32 oz	14"	H	6	13.5 lb
21040	Classic Nuplaglas Ball Pein Hammer (M-40)	40 oz	16"	H	4	11 lb
21048	Classic Nuplaglas Ball Pein Hammer (M-48)	48 oz	16"	CS	4	13 lb
05064	Classic Nuplaglas Ball Pein Set with 8, 12, 16, 24 oz Hammers & Carrying Case				1	10.58 lb
21516	Ergo-Power Ball Pein Hammer (M16-ESG)	16 oz	14"	SG	6	9.5 lb
21520	Ergo-Power Ball Pein Hammer (M20-ESG)	20 oz	14"	SG	6	11 lb
21524	Ergo-Power Ball Pein Hammer (M24-ESG)	24 oz	14"	SG	6	12.5 lb
21532	Ergo-Power Ball Pein Hammer (M32-ESG)	32 oz	14"	SG	6	15
21540	Ergo-Power Ball Pein Hammer (M40-ESG)	40 oz	16"	SG	4	12.5 lb
21548	Ergo-Power Ball Pein Hammer (M48-ESG)	48 oz	16"	SG	4	14.5 lb
17013	Classic Nuplaglas Claw Hammer (C-13)	13 oz	13"	H	6	6 lb
17016	Classic Nuplaglas Claw Hammer (C-16)	16 oz	13"	H	6	7.5 lb
17020	Classic Nuplaglas Claw Hammer (C-20)	20 oz	14"	H	6	9 lb
19016	Classic Nuplaglas Ripping Hammer (R-16)	16 oz	13"	H	6	7.5 lb
19020	Classic Nuplaglas Ripping Hammer (R-20)	20 oz	14"	H	6	9 lb
19022	Classic Nuplaglas Ripping Hammer (R-22)	22 oz	16"	H	6	9.6 lb

Industrial Specialty Hammers: Hand Drilling - Cross Pein - Bricklayers - Prospector Picks - Welders



CLASSIC NUPLAGLAS® & ERGO-POWER® HANDLES



PART NO.	DESCRIPTION	NOMINAL WEIGHT	HANDLE LENGTH	GRIP STYLE	STD. PACK	STD. PACK WEIGHT
28025	Classic Nuplaglas Hand Drilling Hammer (HD-2SG)	2 lb	10"	SG	2	4.5 lb
28035	Classic Nuplaglas Hand Drilling Hammer (HD-3SG)	3 lb	10"	SG	2	6.5 lb
28045	Classic Nuplaglas Hand Drilling Hammer (HD-4SG)	4 lb	10"	SG	2	8.5 lb
28525	Ergo-Power Hand Drilling Hammer (HD2-ESG)	2 lb	10"	SG	2	5.5 lb
28535	Ergo-Power Hand Drilling Hammer (HD3-ESG)	3 lb	10"	SG	2	7.5 lb
28545	Ergo-Power Hand Drilling Hammer (HD4-ESG)	4 lb	10"	SG	2	9.5 lb
29035	Classic Nuplaglas Cross Pein Hammer (BC-3SG)	3 lb	14"	SG	2	6.5 lb
29045	Classic Nuplaglas Cross Pein Hammer (BC-4SG)	4 lb	14"	SG	2	8.5 lb
29135	Ergo-Power Cross Pein Hammer (BC3-ESG)	3 lb	14"	SG	2	7.5 lb
29145	Ergo-Power Cross Pein Hammer (BC4-ESG)	4 lb	14"	SG	2	9.5 lb
70018	Classic Nuplaglas Bricklayers Hammer (BL-16)	16 oz	12"	C	2	2.5 lb
70026	Classic Nuplaglas Bricklayers Hammer (BL-25)	24 oz	12"	SG	4	9.4 lb
70240	Classic Nuplaglas Prospectors Pick (PP-24)	24 oz	12"	C	2	5.5 lb
70320	Classic Nuplaglas Welders Chipping Cone & Chisel	16 oz	13"	SG	2	3.5 lb
70330	Classic Nuplaglas Welders Chipping Cone & Cross Chisel	16 oz	13"	SG	2	3.5 lb

SLEDGE HAMMERS

**Widest selection of Head Weight to Handle Length
Combinations of any Tool Manufacturer**

ERGO-POWER® HANDLES

- Protective covering injection molded over a Classic Nuplaglas handle
- Protects fiberglass from overstrikes and extends the life of the handle
- Industrial grade heads



CLASSIC NUPLAGLAS® HANDLES

- Super-duty handle made tough from thousands of fiberglass strands encased in a proprietary resin
- All Classic Nuplaglas Handled tools carry a Nupla Lifetime Warranty
- Industrial grade heads

PART NO.	DESCRIPTION	NOMINAL WEIGHT	HANDLE LENGTH	GRIP STYLE	STD. PACK	STD. PACK WEIGHT
27520	Ergo-Power Sledge Hammer (BD2-ESG)	2 lb	14"	SG	2	5.5 lb
27620	Ergo-Power Sledge Hammer (BD2-ECS)	2 lb	14"	CS	2	5.5 lb
27530	Ergo-Power Sledge Hammer (BD3-ESG)	3 lb	14"	SG	2	7.5 lb
27630	Ergo-Power Sledge Hammer (BD3-ECS)	3 lb	14"	CS	2	7.5 lb
27540	Ergo-Power Sledge Hammer (BD4-ESG)	4 lb	14"	SG	2	9.5 lb
27640	Ergo-Power Sledge Hammer (BD4-ECS)	4 lb	14"	CS	2	9.5 lb
27806	Ergo-Power Sledge Hammer (BD-6ESG)	6 lb	32"	SG	2	16.5 lb
27706	Ergo-Power Sledge Hammer (BD-6ECS)	6 lb	32"	CS	2	16.5 lb
27808	Ergo-Power Sledge Hammer (BD-8ESG)	8 lb	32"	SG	2	20 lb
27708	Ergo-Power Sledge Hammer (BD-8ECS)	8 lb	32"	CS	2	20 lb
27810	Ergo-Power Sledge Hammer (BD-10ESG)	10 lb	32"	SG	2	24.5 lb
27710	Ergo-Power Sledge Hammer (BD-10ECS)	10 lb	32"	CS	2	24.5 lb
27814	Ergo-Power Sledge Hammer (BD-10ESG)	10 lb	36"	SG	2	24.5 lb
27812	Ergo-Power Sledge Hammer (BD-12ESG)	12 lb	32"	SG	2	28.4 lb
27712	Ergo-Power Sledge Hammer (BD-12ECS)	12 lb	32"	CS	2	28.4 lb
27816	Ergo-Power Sledge Hammer (BD-16ESG)	16 lb	32"	SG	2	36.5 lb
27716	Ergo-Power Sledge Hammer (BD-16ECS)	16 lb	32"	CS	2	36.5 lb
27818	Ergo-Power Sledge Hammer (BD-16LESG)	16 lb	36"	SG	2	36.5 lb
27718	Ergo-Power Sledge Hammer (BD-16LECS)	16 lb	36"	CS	2	36.5 lb
27820	Ergo-Power Sledge Hammer (BD20-ESG)	20 lb	32"	SG	2	44.5 lb
27720	Ergo-Power Sledge Hammer (BD-20ECS)	20 lb	32"	CS	2	44.5 lb
27822	Ergo-Power Sledge Hammer (BD-20LECS)	20 lb	36"	SG	2	44.5 lb
27722	Ergo-Power Sledge Hammer (BD-20LECS)	20 lb	36"	CS	2	44.5 lb
27805	Ergo-Power Slugging Hammer (BD6-E16SG)	6 lb	16"	SG	2	13.75 lb
27804	Ergo-Power Slugging Hammer (BD8-E16SG)	8 lb	16"	SG	2	17.25 lb
27092	Ergo-Power Slugging Hammer (BD10-E16SG)	10 lb	16"	SG	2	21.5 lb
27020	Classic Nuplaglas Sledge Hammer (BD-2)	2 lb	14"	CS	2	4.5 lb
27021	Classic Nuplaglas Sledge Hammer (BD-2SG)	2 lb	14"	SG	2	4.5 lb
27023	Classic Nuplaglas Sledge Hammer (BD-2-15)	2 lb	15"	CS	2	4.75 lb
27030	Classic Nuplaglas Sledge Hammer (BD-3)	3 lb	14"	CS	2	6.5 lb
27035	Classic Nuplaglas Sledge Hammer (BD-3SG)	3 lb	14"	SG	2	6.5 lb

SLEDGE HAMMERS

PART NO.	DESCRIPTION	NOMINAL WEIGHT	HANDLE LENGTH	GRIP STYLE	STD. PACK	STD. PACK WEIGHT
27045	Classic Nuplaglas Sledge Hammer (BD-4SG)	4 lb	14"	SG	2	8.5 lb
27040	Classic Nuplaglas Sledge Hammer (BD-4)	4 lb	14"	CS	2	8.5 lb
27043	Classic Nuplaglas Sledge Hammer (BD-4-15)	4 lb	15"	CS	2	8.5 lb
27046	Classic Nuplaglas Sledge Hammer (BD-4-16)	4 lb	16"	CS	2	8.5 lb
27062	Classic Nuplaglas Sledge Hammer (BD-6-14)	6 lb	14"	CS	2	13.15 lb
27059	Classic Nuplaglas Sledge Hammer (BD-6-14SG)	6 lb	14"	SG	2	13.15 lb
27066	Classic Nuplaglas Sledge Hammer (BD-6-15)	6 lb	15"	CS	2	13.15 lb
27036	Classic Nuplaglas Sledge Hammer (BD-6-16)	6 lb	16"	CS	2	13.15 lb
27047	Classic Nuplaglas Sledge Hammer (BD-6-16SG)	6 lb	16"	SG	2	13.15 lb
27068	Classic Nuplaglas Sledge Hammer (BD-6-18)	6 lb	18"	CS	2	13.3 lb
27072	Classic Nuplaglas Sledge Hammer (BD-6-18SG)	6 lb	18"	SG	2	13.3 lb
27069	Classic Nuplaglas Sledge Hammer (BD-6-24)	6 lb	24"	CS	2	13.35 lb
27071	Classic Nuplaglas Sledge Hammer (BD-6-24SG)	6 lb	24"	SG	2	13.35 lb
27060	Classic Nuplaglas Sledge Hammer (BD-6-32)	6 lb	32"	CS	2	13.5 lb
27081	Classic Nuplaglas Sledge Hammer (BD-6SG)	6 lb	32"	SG	2	13.5 lb
27082	Classic Nuplaglas Sledge Hammer (BD-8-14)	8 lb	14"	CS	2	17.15 lb
27073	Classic Nuplaglas Sledge Hammer (BD-8-14SG)	8 lb	14"	SG	2	17.15 lb
27085	Classic Nuplaglas Sledge Hammer (BD-8-15)	8 lb	15"	CS	2	17.15 lb
27086	Classic Nuplaglas Sledge Hammer (BD-8-16)	8 lb	16"	CS	2	17.15 lb
27087	Classic Nuplaglas Sledge Hammer (BD-8-16SG)	8 lb	16"	SG	2	17.15 lb
27088	Classic Nuplaglas Sledge Hammer (BD-8-18)	8 lb	18"	CS	2	17.3 lb
27090	Classic Nuplaglas Sledge Hammer (BD-8-18SG)	8 lb	18"	SG	2	17.3 lb
27083	Classic Nuplaglas Sledge Hammer (BD-8-24SG)	8 lb	24"	SG	2	17.35 lb
27084	Classic Nuplaglas Sledge Hammer (BD-8-24)	8 lb	24"	CS	2	17.35 lb
27091	Classic Nuplaglas Sledge Hammer (BD-8-32SG)	8 lb	32"	SG	2	17.5 lb
27080	Classic Nuplaglas Sledge Hammer (BD-8-32)	8 lb	32"	CS	2	17.5 lb
27089	Classic Nuplaglas Sledge Hammer (BD-8-36)	8 lb	36"	CS	2	17.6 lb
27075	Classic Nuplaglas Sledge Hammer (BD-8-36SG)	8 lb	36"	SG	2	17.6 lb
27105	Classic Nuplaglas Sledge Hammer (BD-10-15)	10 lb	15"	CS	2	21.15 lb
27108	Classic Nuplaglas Sledge Hammer (BD-10-18)	10 lb	18"	CS	2	21.3 lb
27104	Classic Nuplaglas Sledge Hammer (BD-10-24)	10 lb	24"	CS	2	21.35 lb
27103	Classic Nuplaglas Sledge Hammer (BD-10-24SG)	10 lb	24"	SG	2	21.35 lb
27101	Classic Nuplaglas Sledge Hammer (BD-10-32SG)	10 lb	32"	SG	2	21.5 lb
27100	Classic Nuplaglas Sledge Hammer (BD-10-32)	10 lb	32"	CS	2	21.5 lb
27110	Classic Nuplaglas Sledge Hammer (BD-10-32SG)	10 lb	32"	SG	2	21.45 lb
27109	Classic Nuplaglas Sledge Hammer (BD-10-36)	10 lb	36"	CS	2	21.55 lb
27102	Classic Nuplaglas Sledge Hammer (BD-10-36SG)	10 lb	36"	SG	2	21.55 lb
27125	Classic Nuplaglas Sledge Hammer (BD-12-15)	12 lb	15"	CS	2	25.05 lb
27126	Classic Nuplaglas Sledge Hammer (BD-12-16SG)	12 lb	16"	SG	2	25.15 lb
27128	Classic Nuplaglas Sledge Hammer (BD-12-18)	12 lb	18"	CS	2	25.2 lb
27124	Classic Nuplaglas Sledge Hammer (BD-12-24)	12 lb	24"	CS	2	25.25 lb
27129	Classic Nuplaglas Sledge Hammer (BD-12-28)	12 lb	28"	CS	2	25.35 lb
27130	Classic Nuplaglas Sledge Hammer (BD-12-28SG)	12 lb	28"	SG	2	25.35 lb
27120	Classic Nuplaglas Sledge Hammer (BD-12-32)	12 lb	32"	CS	2	25.4 lb
27121	Classic Nuplaglas Sledge Hammer (BD-12-32SG)	12 lb	32"	SG	2	25.4 lb
27122	Classic Nuplaglas Sledge Hammer (BD-12-36)	12 lb	36"	CS	2	25.45 lb
27123	Classic Nuplaglas Sledge Hammer (BD-12-36SG)	12 lb	36"	SG	2	25.45 lb
27165	Classic Nuplaglas Sledge Hammer (BD-16-15)	16 lb	15"	CS	2	33.15 lb
27167	Classic Nuplaglas Sledge Hammer (BD-16-16SG)	16 lb	16"	SG	2	33.25 lb
27164	Classic Nuplaglas Sledge Hammer (BD-16-24)	16 lb	24"	CS	2	33.35 lb
27160	Classic Nuplaglas Sledge Hammer (BD-16-32)	16 lb	32"	CS	2	33.5 lb
27161	Classic Nuplaglas Sledge Hammer (BD-16-32SG)	16 lb	32"	SG	2	33.5 lb
27162	Classic Nuplaglas Sledge Hammer (BD-16-36)	16 lb	36"	CS	2	33.55 lb
27169	Classic Nuplaglas Sledge Hammer (BD-16-36SG)	16 lb	36"	SG	2	33.55 lb
27216	Classic Nuplaglas Sledge Hammer (BD-20-16)	20 lb	16"	CS	2	41.15 lb
27204	Classic Nuplaglas Sledge Hammer (BD-20-24)	20 lb	24"	CS	2	41 lb
27200	Classic Nuplaglas Sledge Hammer (BD-20-36)	20 lb	36"	CS	2	41.5 lb
27201	Classic Nuplaglas Sledge Hammer (BD-20-36SG)	20 lb	36"	SG	2	41.5 lb

STRIKING

AXES

DIGGING

MAINTENANCE

AUTOMOTIVE

NUPRO

FORESTRY

FIRE

HANDLES



AMERICAN HICKORY WOOD HANDLES

- Long and short handles available
- Drop forged head
- Long handle sledges are wedged and chemically bonded for superior head retention

PART NO.	DESCRIPTION	NOMINAL WEIGHT	HANDLE LENGTH	STD. PACK	STD. PACK WEIGHT
06121	American Hickory Double Face Sledge Hammer	8 lb	36"	2	17.6 lb
06114	American Hickory Double Face Sledge Hammer	10 lb	36"	2	21.55 lb
06118	American Hickory Double Face Sledge Hammer	12 lb	36"	2	25.45 lb
06117	American Hickory Double Face Sledge Hammer	16 lb	36"	2	33.55 lb
06119	American Hickory Double Face Sledge Hammer	2 lb	16"	2	4.75 lb
06110	American Hickory Double Face Sledge Hammer	4 lb	16"	2	8.5 lb
06120	American Hickory Hand Drilling Hammer	3 lb	10.5"	2	6.5 lb
06105	American Hickory Cross Pein Sledge Hammer	3 lb	15"	2	6.75 lb
06150	Replacement American Hickory Handle Kit - Fits 6-16 lb Sledge	1.2 lb	36"	1	1.4 lb
06151	Replacement American Hickory Handle Kit - Fits 2-4 lb Hammer	0.55 lb	16"	1	0.75 lb
06157	Replacement American Hickory Handle Kit - Fits 3 lb Hand Drilling	0.36 lb	10.5"	1	0.55 lb
06158	Replacement American Hickory Handle Kit - Fits 6-16 lb Sledge	1.1 lb	32"	1	1.35 lb

SLEDGE HAMMERS

STRIKING

AXES

DIGGING

MAINTENANCE

AUTOMOTIVE

NUPRO

FORESTRY

FIRE

HANDLES

21

EXTREME POWER SLEDGE® - "EPS"

- 30 years of innovation molded into one unbreakable tool
- Chemical/mechanical head connection for maximum strength
- Solid Nuplaglas core, polished USA steel head
- Ergo SG (Super Grip) with metal reinforced lanyard hole
- Lifetime full replacement warranty on complete tool
- 100% made in the USA



PART NO.	DESCRIPTION	NOMINAL WEIGHT	WORMAL WEIGHT	HANDLE LENGTH	GRIP STYLE	STD. PACK	STD. PACK WEIGHT
32008	Extreme Power Sledge Hammer (BDS-8-32-ESG)	8 lb	9.25 lb	32"	Ergo SG	1	9.65 lb
32010	Extreme Power Sledge Hammer (BDS-10-32-ESG)	10 lb	11.25 lb	32"	Ergo SG	1	11.65 lb
32012	Extreme Power Sledge Hammer (BDS-12-32-ESG)	12 lb	13.25 lb	32"	Ergo SG	1	13.65 lb

Ergo-Power® Soft Safety Steel

- Soft steel safety sledges with Ergo-Power handle
- Maximum 30 Rockwell C hardness
- Black SG Ergo Handles
- Blue heads marked 'S' for safety and quick identification on job site



PART NO.	DESCRIPTION	NOMINAL WEIGHT	HANDLE LENGTH	GRIP STYLE	STD. PACK	STD. PACK WEIGHT
26500	Ergo-Power Soft Safety Steel Sledge Hammer (BDS-2-14)	2 lb	14"	SG	2	5.5 lb
26501	Ergo-Power Soft Safety Steel Sledge Hammer (BDS-3-14)	3 lb	14"	SG	2	7.5 lb
26502	Ergo-Power Soft Safety Steel Sledge Hammer (BDS-4-14)	4 lb	14"	SG	2	9.5 lb
26503	Ergo-Power Soft Safety Steel Sledge Hammer (BDS-6-32)	6 lb	32"	SG	2	16 lb
26504	Ergo-Power Soft Safety Steel Sledge Hammer (BDS-8-32)	8 lb	32"	SG	2	20 lb
26505	Ergo-Power Soft Safety Steel Sledge Hammer (BDS-10-32)	10 lb	32"	SG	2	24 lb
26506	Ergo-Power Soft Safety Steel Sledge Hammer (BDS-12-32)	12 lb	32"	SG	2	28 lb
26507	Ergo-Power Soft Safety Steel Sledge Hammer (BDS-16-32)	16 lb	32"	SG	2	36 lb
26508	Ergo-Power Soft Safety Steel Sledge Hammer (BDS-20-32)	20 lb	32"	SG	2	44.5 lb
26510	Ergo-Power Soft Safety Steel Sledge Hammer (BDS-6-ESG-S)	6 lb	16"	SG	2	15.5 lb
26511	Ergo-Power Soft Safety Steel Sledge Hammer (BDS-8-ESG-S)	8 lb	16"	SG	2	19 lb



— AXES, MAULS, PICKS & MATTOCKS —

AXES, MAULS, PICKS & MATTOCKS

STRIKING

AXES

DIGGING

MAINTENANCE

AUTOMOTIVE

NUPRO


FORESTRY

FIRE

HANDLES

23

**ERGO-POWER®
HANDLES**



**CLASSIC
NUPLAGLAS®
HANDLES**



**AMERICAN
HICKORY
HANDLES**



PART NO.	DESCRIPTION	NOMINAL WEIGHT	HANDLE LENGTH	GRIP STYLE	STD. PACK	STD. PACK WEIGHT
22400	Ergo-Power Michigan Double Bit Axe (DB3.5ESG)	3.5 lb	32"	SG	2	8.5 lb
22401	Ergo-Power Michigan Double Bit Axe (DB3.5LESG)	3.5 lb	36"	SG	2	8.75 lb
22410	Ergo-Power Michigan Single Bit Axe (NSB3.5ESG)	3.5 lb	32"	SG	2	8.5 lb
22416	Slim Line Ergo-Power Michigan Single Bit Axe	3.5 lb	32"	-	2	8.25 lb
22412	Slim Line Ergo-Power Michigan Single Bit Axe (DB3.5ESG)	3.5 lb	36"	-	2	8.5 lb
22200	Classic Michigan Double Bit Axe (DB3.5)	3.5 lb	36"	Double Bit	2	8.5 lb
22201	Classic Michigan Single Bit Axe (SB3.5)	3.5 lb	36"	Single Bit	2	8.5 lb
<i>See Fire Tools for additional Axes (Page 56)</i>						
22210	Classic Campers Axe	2 lb	14"	Single Bit	2	4.2 lb
22211	Classic Campers/Utility Axe	3.7 lb	16"	Single Bit	2	7.6 lb
22212	Sheath – Fits 22210 Classic Campers Axe	0.3 lb	-	-	2	0.75 lb
22213	Sheath – Fits 2211 Classic Campers/Utility Axe	0.04 lb	-	-	2	0.85 lb
22806	Ergo-Power Splitting Maul (SM-6-ESG)	6 lb	32"	SG	2	16.5 lb
22808	Ergo-Power Splitting Maul (SM-8-ESG)	8 lb	32"	SG	2	22.5 lb
24340	Splitting Wedge (SHW-4)	4 lb	-	-	5	20.75 lb
24551	Ergo-Power Cutter Mattock (CM-5H-ESG)	5 lb	36"	SG	1	9 lb
24552	Ergo-Power Pick Mattock (PM-5H-ESG)	5 lb	36"	SG	1	9 lb
24553	Ergo-Power Railroad Pick (RP-5H-ESG)	5 lb	36"	SG	1	9 lb
24554	Ergo-Power Railroad Pick (RP-6H-ESG)	5 lb	36"	SG	1	9 lb
24051	Classic Nuplaglas Cutter Mattock (CM-5H)	5 lb	36"	Double Bit	1	9 lb
24151	Classic Nuplaglas Pick Mattock (PM-5H)	5 lb	36"	Double Bit	1	9 lb
24251	Classic Nuplaglas Railroad Pick (RP-5H)	5 lb	36"	Double Bit	1	9 lb
24261	Classic Nuplaglas Railroad Pick (RP-6H)	6 lb	36"	Double Bit	1	10 lb
24050	Cutter Mattock Head (CM-5)	5 lb	-	-	1	5.5 lb
24150	Pick Mattock Head (PM-5)	5 lb	-	-	1	5.5 lb
24560	Railroad Pick Head (RP-6)	5 lb	-	-	1	6.5 lb
72940	Ergo-Power Bush Hook, Double Edge (BHD-10E)	3 lb	36"	SG	2	11.3 lb
72950	Ergo-Power Ditch Bank Blade (DBB-16ESG)	3 lb	36"	SG	2	11.5 lb
33140	Classic Nuplaglas Bush Hook, Double Edge (BHD-10)	3 lb	36"	Double Bit	2	9 lb
33145	Classic Nuplaglas Bush Hook, Single Edge (BHS-32)	3 lb	36"	Single Bit	2	9 lb
33150	Classic Nuplaglas Ditch Bank Blade (DBB-16)	3 lb	40"	Double Bit	2	10 lb
33791	Hickory Michigan Double Bit Axe	4.5 lb	36"	Straight	2	9.5 lb
33793	Hickory Michigan Double Bit Axe	4.5 lb	36"	Contoured	2	9.5 lb
33794	Hickory Splitting Maul	7 lb	32"	Straight	2	14.5 lb
33795	Hickory Splitting Maul	9 lb	32"	Straight	2	18.5 lb
33796	Hickory Cutter Mattock	6 lb	36"	Straight	1	12.5 lb
33797	Hickory Pick Mattock	6 lb	36"	Straight	1	12.5 lb
33798	Hickory Railroad Pick	6 lb	36"	Straight	1	12.5 lb
06160	Replacement Hickory Handle Kit - Fits Double Bit Axe	1.75 lb	36"	-	1	2.25 lb
06162	Replacement Hickory Handle Kit - Fits Single Bit Axe	1.75 lb	36"	-	1	2.25 lb
06163	Replacement Hickory Handle Kit - Fits Mattock & Railroad Pick	2 lb	36"	-	1	2.5 lb



DIGGING TOOLS

ROUND POINT SHOVELS

Stronger than wood - Built to last

SOLID HYDRAULIC DESIGN

- All Nuplaglas handles feature a polystyrene core construction with sections of solid fiberglass at critical stress points for superior strength-to-weight ratio



ERGO-POWER® HANDLES

- Mold injected protective covering over a Classic Nuplaglas handle
- Made in USA, Lifetime Warranty
- Industrial grade steel blades



CLASSIC NUPLAGLAS® HANDLES

- Super-duty handle made tough from thousands of fiberglass strands encased in a proprietary resin
- Made in USA, Lifetime Warranty
- Industrial grade steel blades

PART NO.	DESCRIPTION	GAUGE	BLADE DIMENSION	BLADE STYLE	HANDLE LENGTH	GRIP STYLE	STD. PACK	STD. PACK WEIGHT
72014	Ergo-Power #0 Round Point Shovel (RP-0-L-E)	16	7.5" x 10"	Hollow Back	48"	Ergo	6	12 lb
72016	Ergo-Power #2 Round Point Shovel (RP2L-E)	16	9" x 11.5"	Hollow Back	48"	Ergo	6	27.51 lb
72017	Ergo-Power #2 Round Point Shovel (RP2D-E)	16	9" x 11.5"	Hollow Back	27"	D	3	10.91 lb
72065	Ergo-Power #2 Round Point Shovel (CBR2L-E)	16	9" x 11.5"	Closed Back	48"	Ergo	6	31.16 lb
72066	Ergo-Power #2 Round Point Shovel (CBR2D-E)	16	9" x 11.5"	Closed Back	27"	D	3	11.7 lb
72766	Ergo-Power #2 Round Point Shovel (CBR2D-30E)	16	9" x 11.5"	Closed Back	30"	D	3	13.5 lb
72067	Ergo-Power #2 Round Point Shovel (CBR14L-E)	14	9" x 11.5"	Closed Back, HD	48"	Ergo	6	32.5 lb
72068	Ergo-Power #2 Round Point Shovel (CBR14D-E)	14	9" x 11.5"	Closed Back, HD	27"	D	3	13.75 lb
72061	Ergo-Power #2 Round Point Shovel (RP14L-E)	14	9" x 11.5"	Heavy Gauge	48"	Ergo	6	33 lb
72062	Ergo-Power #2 Round Point Shovel (RP14D-E)	14	9" x 11.5"	Heavy Gauge	27"	D	3	14 lb
72762	Ergo-Power #2 Round Point Shovel (RP14D-30E)	14	9" x 11.5"	Heavy Gauge	30"	D	3	14.5 lb
69150	Classic Nuplaglas #0 Round Point Shovel (RP-0-L)	16	7.5" x 10.5"	Hollow Back	48"	Butt	6	12 lb
69048	Classic Nuplaglas #2 Round Point Shovel (RP2L)	16	9" x 11.5"	Hollow Back	48"	Butt	6	26.45 lb
69027	Classic Nuplaglas #2 Round Point Shovel (RP2D)	16	9" x 11.5"	Hollow Back	27"	D	3	13 lb
69648	Classic Nuplaglas #2 Round Point Shovel (CBR2L)	16	9" x 11.5"	Closed Back	48"	Butt	6	31 lb
69627	Classic Nuplaglas #2 Round Point Shovel (CBR2D)	16	9" x 11.5"	Closed Back	27"	D	3	12.5 lb
69620	Classic Nuplaglas #2 Round Point Shovel (CBR14L)	14	9" x 11.5"	Closed Back, HD	48"	Butt	6	32.5 lb
69621	Classic Nuplaglas #2 Round Point Shovel (CBR14D)	14	9" x 11.5"	Closed Back, HD	27"	D	3	13.75 lb
69625	Classic Nuplaglas #2 Round Point Shovel (CBR14D30)	14	9" x 11.5"	Closed Back, HD	30"	D	3	15 lb
69248	Classic Nuplaglas #2 Round Point Shovel (RP14L)	14	9" x 11.5"	Heavy Gauge	48"	Butt	6	33 lb
69227	Classic Nuplaglas #2 Round Point Shovel (RP14D)	14	9" x 11.5"	Heavy Gauge	27"	D	3	14 lb
69230	Classic Nuplaglas #2 Round Point Shovel (RP14D-30)	14	9" x 11.5"	Heavy Gauge	30"	D	3	14.5 lb

STRIKING

AXES

DIGGING

MAINTENANCE

AUTOMOTIVE

NUPRO

FORESTRY

FIRE

HANDLES

SQUARE POINT SHOVELS

Stronger than wood - Built to last

INDUSTRIAL GRADE STEEL BLADES

- Available in Heavy Gauge and Closed Back

ERGO-POWER® HANDLES

- Mold injected protective covering over a Classic Nuplaglas handle
- Made in USA, Lifetime Warranty



CLASSIC NUPLAGLAS® HANDLES

- Super-duty handle made tough from thousands of fiberglass strands encased in a proprietary resin
- Made in USA, Lifetime Warranty

PART NO.	DESCRIPTION	GAUGE	BLADE DIMENSION	BLADE STYLE	HANDLE LENGTH	GRIP STYLE	STD. PACK	STD. PACK WEIGHT
72071	Ergo-Power #2 Square Point Shovel (SP2L-E)	16	9.875" x 11.5"	Hollow Back	48"	Ergo	6	33 lb
72072	Ergo-Power #2 Square Point Shovel (SP2D-E)	16	9.875" x 11.5"	Hollow Back	27"	D	3	14 lb
72772	Ergo-Power #2 Square Point Shovel (SP2D-30E)	16	9.875" x 11.5"	Hollow Back	30"	D	3	14.5 lb
72079	Ergo-Power #2 Square Point Shovel (CBS2L-E)	16	9.875" x 11.5"	Closed Back	48"	Ergo	6	35 lb
72080	Ergo-Power #2 Square Point Shovel (CBS2D-E)	16	9.875" x 11.5"	Closed Back	27"	D	3	15 lb
72780	Ergo-Power #2 Square Point Shovel (CBS2D-30E)	16	9.875" x 11.5"	Closed Back	30"	D	3	16 lb
72083	Ergo-Power #2 Square Point Shovel (CBS14L-E)	14	9.875" x 11.5"	Closed Back, HD	48"	Ergo	6	32.5 lb
72084	Ergo-Power #2 Square Point Shovel (CBS14D-E)	14	9.875" x 11.5"	Closed Back, HD	27"	D	3	13.75 lb
72075	Ergo-Power #2 Square Point Shovel (SP14L-E)	14	9.875" x 11.5"	Heavy Gauge	48"	Ergo	6	35 lb
72076	Ergo-Power #2 Square Point Shovel (SP14D-E)	14	9.875" x 11.5"	Heavy Gauge	27"	D	3	15 lb
72776	Ergo-Power #2 Square Point Shovel (SP14D-30E)	14	9.875" x 11.5"	Heavy Gauge	30"	D	3	16 lb
69148	Classic Nuplaglas #2 Square Point Shovel (SP2L)	16	9.875" x 11.5"	Hollow Back	48"	Butt	6	33 lb
69127	Classic Nuplaglas #2 Square Point Shovel (SP2D)	16	9.875" x 11.5"	Hollow Back	27"	D	3	14 lb
69130	Classic Nuplaglas #2 Square Point Shovel (SP2D-30)	16	9.875" x 11.5"	Hollow Back	30"	D	3	15 lb
69131	Classic Nuplaglas #2 Square Point Shovel (SP2D-48)	16	9.875" x 11.5"	Hollow Back	48"	D	3	18 lb
69748	Classic Nuplaglas #2 Square Point Shovel (CBS2L)	16	9.875" x 11.5"	Closed Back	48"	Butt	6	35 lb
69727	Classic Nuplaglas #2 Square Point Shovel (CBS2D)	16	9.875" x 11.5"	Closed Back	27"	D	3	15 lb
69249	Classic Nuplaglas #2 Square Point Shovel (SP14L)	14	9.875" x 11.5"	Heavy Gauge	48"	Butt	6	35 lb
69250	Classic Nuplaglas #2 Square Point Shovel (SP14D)	14	9.875" x 11.5"	Heavy Gauge	27"	D	3	15 lb
69251	Classic Nuplaglas #2 Square Point Shovel (SP14D-48)	14	9.875" x 11.5"	Heavy Gauge	48"	D	3	18 lb

DRAIN & GARDEN SPADES

Stronger than wood - Built to last



**ERGO-POWER®
HANDLES**

**CLASSIC
NUPLAGLAS®
HANDLES**

PART NO.	DESCRIPTION	GAUGE	BLADE DIMENSION	BLADE STYLE	HANDLE LENGTH	GRIP STYLE	STD. PACK	STD. PACK WEIGHT
72091	Ergo-Power Drain Spade (SS14L-E)	16	4.75" x 14"	Hollow Back	48"	Ergo	6	34 lb
72092	Ergo-Power Drain Spade (SS14D-E)	16	4.75" x 14"	Hollow Back	27"	D	3	14.5 lb
72095	Ergo-Power Drain Spade (SS16L-E)	16	4.75" x 16"	Hollow Back	48"	Ergo	6	36 lb
72096	Ergo-Power Drain Spade (SS16D-E)	16	4.75" x 16"	Hollow Back	27"	D	3	15.5 lb
72099	Ergo-Power Drain Spade (SSDS14L-E)	14	5.5" x 14"	Solid Shank	48"	Ergo	6	36 lb
72100	Ergo-Power Drain Spade (SSDS14D-E)	14	5.5" x 14"	Solid Shank	27"	D	3	15.5 lb
72103	Ergo-Power Drain Spade (SSDS16L-E)	14	5.5" x 16"	Solid Shank	48"	Ergo	6	38 lb
72104	Ergo-Power Drain Spade (SSDS16D-E)	14	5.5" x 16"	Solid Shank	27"	D	3	16.5 lb
69275	Classic Nuplaglas Drain Spade (SS14L)	16	4.75" x 14"	Hollow Back	48"	Butt	6	34 lb
69274	Classic Nuplaglas Drain Spade (SS14D)	16	4.75" x 14"	Hollow Back	27"	D	3	14.5 lb
69277	Classic Nuplaglas Drain Spade (SS16L)	16	4.75" x 16"	Hollow Back	48"	Butt	6	36 lb
69278	Classic Nuplaglas Drain Spade (SS16L-60)	16	4.75" x 16"	Hollow Back	60"	Butt	6	36 lb
69279	Classic Nuplaglas Drain Spade (SS16L-120)	16	4.75" x 16"	Hollow Back	120"	Butt	6	38 lb
69276	Classic Nuplaglas Drain Spade (SS16D)	16	4.75" x 16"	Hollow Back	27"	D	3	15.5 lb
69819	Classic Nuplaglas Drain Spade (SSDS14L)	14	5.5" x 14"	Solid Shank	48"	Butt	6	36 lb
69820	Classic Nuplaglas Drain Spade (SSDS14D)	14	5.5" x 14"	Solid Shank	27"	D	3	15.5 lb
69824	Classic Nuplaglas Drain Spade (SSDS14AD)	14	5.5" x 14"	Solid Shank	27"	D	3	17 lb
69813	Classic Nuplaglas Drain Spade (SSDS16L)	14	5.5" x 16"	Solid Shank	48"	Butt	6	38 lb
69814	Classic Nuplaglas Drain Spade (SSDS16D)	14	5.5" x 16"	Solid Shank	27"	D	3	16.5 lb
69323	Classic Nuplaglas Sewer Spade (TS5D)	14	5" x 12"	Hollow Back	20"	D	3	10 lb
72107	Ergo-Power Garden Spade (GS2L-E)	14	7.5" x 11.5"	Hollow Back	48"	Ergo	6	33 lb
72108	Ergo-Power Garden Spade (GS2L-E)	14	7.5" x 11.5"	Hollow Back	27"	D	3	14 lb
69348	Classic Nuplaglas Garden Spade (GS2L)	14	7.5" x 11.5"	Hollow Back	48"	Butt	6	33 lb
69327	Classic Nuplaglas Garden Spade (GS2D)	14	7.5" x 11.5"	Hollow Back	27"	D	3	14 lb
69330	Classic Nuplaglas Garden Spade (GS3D-30)	14	7.5" x 11.5"	Hollow Back	30"	D	3	15 lb

STRIKING

AXES

DIGGING

MAINTENANCE

AUTOMOTIVE

NUPRO

FORESTRY

FIRE

HANDLES

TRENCHING SHOVELS

Stronger than wood - Built to last



**ERGO-POWER®
HANDLES**

**CLASSIC
NUPLAGLAS®
HANDLES**

PART NO.	DESCRIPTION	GAUGE	BLADE DIMENSION	BLADE STYLE	HANDLE LENGTH	GRIP STYLE	STD. PACK	STD. PACK WEIGHT
72210	Ergo-Power Trenching Shovel (TS-3-E)	16	3" x 12"	Curved	48"	Ergo	6	21 lb
72211	Ergo-Power Trenching Shovel (TS-4-E)	16	4" x 12"	Curved	48"	Ergo	6	23 lb
72212	Ergo-Power Trenching Shovel (TS-5-E)	16	5" x 12"	Curved	48"	Ergo	6	25 lb
72213	Ergo-Power Trenching Shovel (TS-6-E)	16	6" x 12"	Curved	48"	Ergo	6	27 lb
72313	Ergo-Power Trenching Shovel (TS-V3-E)	14	3" x 12"	V-Type	48"	Ergo	6	21 lb
72311	Ergo-Power Trenching Shovel (TS-V4-E)	14	4" x 12"	V-Type	48"	Ergo	6	23 lb
72312	Ergo-Power Trenching Shovel (TS-V5-E)	14	5" x 12"	V-Type	48"	Ergo	6	25 lb
72313	Ergo-Power Trenching Shovel (TS-V6-E)	14	6" x 12"	V-Type	48"	Ergo	6	27 lb
69303	Classic Nuplaglas Trenching Shovel (TS-3)	16	3" x 12"	Curved	48"	Butt	6	24 lb
69304	Classic Nuplaglas Trenching Shovel (TS-4)	16	4" x 12"	Curved	48"	Butt	6	24 lb
69302	Classic Nuplaglas Trenching Shovel (TS-4-72)	16	4" x 12"	Curved	72"	Butt	6	24 lb
69305	Classic Nuplaglas Trenching Shovel (TS-5)	16	5" x 12"	Curved	48"	Butt	6	27 lb
69306	Classic Nuplaglas Trenching Shovel (TS-6)	16	6" x 12"	Curved	48"	Butt	6	27 lb

SPECIALTY SHOVELS

POWER PYLON® BLADES

- Outperform solid shank shovels
- Reinforced composite Power Pylon connection bolts directly to the blade, replacing the shovel socket, shank and rivet
- Closed back design available in Nuplaglas Classic and Ergo-Power handles



CROSS-SECTION OF POWER PYLON SHANK



PART NO.	DESCRIPTION	GAUGE	BLADE DIMENSION	BLADE STYLE	HANDLE LENGTH	GRIP STYLE	STD. PACK	STD. PACK WEIGHT
72245	Ergo-Power Round Point Shovel	HD14	9" x 11.5"	Solid Back	48"	Ergo	3	14 lb
72225	Ergo-Power Round Point Shovel	HD14	9" x 11.5"	Solid Back	27"	D	3	14 lb
69245	Classic Nuplaglas Round Point Shovel	HD14	9" x 11.5"	Solid Back	48"	Ergo	3	14 lb
69225	Classic Nuplaglas Round Point Shovel	HD14	9" x 11.5"	Solid Back	27"	D	3	14 lb
72145	Ergo-Power Square Point Shovel	HD14	9.875" x 11.5"	Solid Back	48"	Ergo	3	16.5 lb
72142	Ergo-Power Square Point Shovel	HD14	9.875" x 11.5"	Solid Back	27"	D	3	16.5 lb
69145	Classic Nuplaglas Square Point Shovel	HD14	9.875" x 11.5"	Solid Back	48"	Ergo	3	16.5 lb
69142	Classic Nuplaglas Square Point Shovel	HD14	9.875" x 11.5"	Solid Back	27"	D	3	16.5 lb
72232	Ergo-Power Drain Spade	HD14	4.75" x 11.5"	Solid Back	48"	Ergo	3	17 lb
72233	Ergo-Power Drain Spade	HD14	4.75" x 11.5"	Solid Back	27"	D	3	17 lb
69232	Classic Nuplaglas Drain Spade	HD14	4.75" x 11.5"	Solid Back	48"	Ergo	3	17 lb
69233	Classic Nuplaglas Drain Spade	HD14	4.75" x 11.5"	Solid Back	27"	D	3	17 lb

STRIKING

AXES

DIGGING

MAINTENANCE

AUTOMOTIVE

NUPRO

FORESTRY

FIRE

HANDLES

IRRIGATION & SPECIALTY SHOVELS

Stronger than wood - Built to last

CLASSIC NUPLAGLAS® & ERGO-POWER® HANDLES



PART NO.	DESCRIPTION	GAUGE	BLADE DIMENSION	BLADE STYLE	HANDLE LENGTH	GRIP STYLE	STD. PACK	STD. PACK WEIGHT
72135	Ergo-Power "Caprock" #2 Irrigation Shovel (SSC12L-E)	12	7.875" x 10"	Solid Shank	48"	Ergo	6	30.5 lb
72136	Ergo-Power "Caprock" #2 Irrigation Shovel (SSC12D-E)	12	7.875" x 10"	Solid Shank	27"	D	3	12.75 lb
69811	Classic Nuplaglas "Caprock" #2 Irrigation Shovel (SSC12L)	12	7.875" x 10"	Solid Shank	48"	Butt	6	30.5 lb
69812	Classic Nuplaglas "Caprock" #2 Irrigation Shovel (SSC12D)	12	7.875" x 10"	Solid Shank	27"	D	3	12.75 lb
72020	Ergo-Power Round Point Mud Shovel	HD	8.25" x 11.5"	Hollow Back	48"	Ergo	6	31 lb
72021	Ergo-Power Round Point Mud Shovel	HD	8.25" x 11.5"	Hollow Back	27"	D	3	15 lb
72022	Ergo-Power Square Point Mud Shovel	HD	8.25" x 11.5"	Hollow Back	48"	Ergo	6	31 lb
72023	Ergo-Power Square Point Mud Shovel	HD	8.25" x 11.5"	Hollow Back	27"	D	3	15 lb
69032	Classic Nuplaglas Irrigation/Floral Shovel	16	6" x 8.5"	Hollow Back	48"	Butt	6	17 lb
69033	Classic Nuplaglas Irrigation/Floral Shovel	16	6" x 8.5"	Hollow Back	27"	D	3	8 lb
69034	Classic Nuplaglas Irrigation/Floral Shovel	16	6" x 8.5"	Hollow Back	18"	D	3	7 lb
72138	Ergo-Power #2 Rice Shovel (RICE2LE)	16	8.5" x 10.75"	Hollow Back	48"	Ergo	6	29 lb
72141	Ergo-Power #2 Rice Shovel (RICE2DE)	16	8.5" x 10.75"	Hollow Back	27"	Ergo	3	12 lb
72127	Ergo-Power Roofers Ripping Spade (RSL-E)	14	6.875" x 11.5"	Hollow Back	48"	Ergo	6	36.5 lb
72128	Ergo-Power Roofers Ripping Spade (RSD-E)	14	6.875" x 11.5"	Hollow Back	27"	D	3	15.75 lb
72227	Ergo-Power Roofers Ripping Spade (SER2L-E)	14	6.875" x 11.5"	Serrated	48"	Ergo	6	36.5 lb
72228	Ergo-Power Roofers Ripping Spade (SER2D-E)	14	6.875" x 11.5"	Serrated	27"	D	3	15.75 lb

STRIKING

AXES

DIGGING

MAINTENANCE

AUTOMOTIVE

NUPRO

FORESTRY

FIRE

HANDLES

SPECIALTY SHOVELS

NuPole™ Digging & Telegraph System

NUPOLE™ DETACHABLE SHOVELS

- Choose a heavy-duty 16 gauge blade shape
- Select a Nuplaglas Classic handle length, ranging from 36" to 108"
- Handles made with protective PVC sleeve for abrasion protection in deep holes

**NuPole Digging System is interchangeable with NuPole Fire System (Page 55)*



PART NO.	DESCRIPTION	GAUGE	BLADE DIMENSION	BLADE STYLE	HANDLE LENGTH	GRIP STYLE	STD. PACK	STD. PACK WEIGHT
69255	NuPole #2 Round Point Blade (E-RP2)	16	9.5" x 11.5"	Hollow Back	24" (overall)	-	2	8.25 lb
69256	NuPole #2 Square Point Blade (E-SP2)	16	9.875" x 11.5"	Hollow Back	24" (overall)	-	2	8.25 lb
69269	Classic Nuplaglas NuPole Handle (ES-BG-36)	-	-	-	36"	Butt	2	3 lb
69270	Classic Nuplaglas NuPole Handle (ES-PDG-36)	-	-	-	36"	D	2	3 lb
69271	Classic Nuplaglas NuPole Extension (ES-3)	-	-	-	36"	-	2	3 lb
69386	NuPole Telegraph Blade (E-TS)	16	9.25" x 12"	Telegraph	18" (overall)	-	1	13 lb
69389	Classic Nuplaglas NuPole Classic Handle (E-TBG5.25)	-	-	-	27"	Butt	1	5.5 lb
69390	Classic Nuplaglas NuPole Classic Extension (E-TBG5.25)	-	-	-	48"	-	1	5.5 lb

See Telegraph Tools Product Flyer for Spoon & other options

STRIKING

AXES

DIGGING

MAINTENANCE

AUTOMOTIVE

NUPRO

FORESTRY

FIRE

HANDLES

SCOOPS

Non-Sparking, Aluminum & General Blades



CLASSIC NUPLAGLAS® & ERGO-POWER® HANDLES

PART NO.	DESCRIPTION	GAUGE	BLADE DIMENSION	BLADE STYLE	HANDLE LENGTH	GRIP STYLE	STD. PACK	STD. PACK WEIGHT
72030	Ergo-Power Non-Sparking #12 Scoop	-	14.5" x 17.75"	#12 Plastic	48"	Ergo	6	30 lb
72031	Ergo-Power Non-Sparking #12 Scoop	-	14.5" x 17.75"	#12 Plastic	27"	D	3	13.5 lb
72154	Ergo-Power #10 Aluminum Scoop (AGS10L-E)	-	14.5" x 17.75"	#10 Aluminum	48"	Ergo	6	25 lb
72155	Ergo-Power #10 Aluminum Scoop (AGS10D-E)	-	14.5" x 17.75"	#10 Aluminum	27"	D	3	9.5 lb
72156	Ergo-Power #12 Aluminum Scoop (ASG12L-E)	-	14.75" x 18.75"	#12 Aluminum	48"	Ergo	6	26 lb
72157	Ergo-Power #12 Aluminum Scoop (ASG12D-E)	-	14.75" x 18.75"	#12 Aluminum	27"	D	3	10 lb
72158	Ergo-Power #14 Aluminum Scoop (ASG14L-E)	-	15.25" x 19.75"	#14 Aluminum	48"	Ergo	6	27 lb
72159	Ergo-Power #14 Aluminum Scoop (ASG14D-E)	-	15.25" x 19.75"	#14 Aluminum	27"	D	3	10.5 lb
72259	Ergo-Power #14 Aluminum Scoop (ASG14D-30E)	-	15.25" x 19.75"	#14 Aluminum	30"	D	3	13 lb
69011	Classic Nuplaglas #10 Aluminum Scoop (AGS10L)	-	14.5" x 17.75"	#10 Aluminum	48"	Butt	6	24 lb
69010	Classic Nuplaglas #10 Aluminum Scoop (AGS10)	-	14.5" x 17.75"	#10 Aluminum	27"	D	3	9.5 lb
69013	Classic Nuplaglas #12 Aluminum Scoop (AGS12L)	-	14.75" x 18.75"	#12 Aluminum	48"	Butt	6	25 lb
69012	Classic Nuplaglas #12 Aluminum Scoop (AGS12)	-	14.75" x 18.75"	#12 Aluminum	27"	D	3	10 lb
69015	Classic Nuplaglas #14 Aluminum Scoop (AGS14L)	-	15.25" x 19.75"	#14 Aluminum	48"	Butt	6	26 lb
69014	Classic Nuplaglas #14 Aluminum Scoop (AGS14)	-	15.25" x 19.75"	#14 Aluminum	27"	D	3	10.5 lb
69106	Classic Nuplaglas #2 General Scoop (SGE2L)	16	11.5" x 14.5"	Hollow Back	48"	Butt	6	38 lb
69107	Classic Nuplaglas #2 General Scoop (SGE2D)	16	11.5" x 14.5"	Hollow Back	27"	D	3	16.5 lb
72174	Ergo-Power #2 General Scoop (SGE2L-E)	16	11.5" x 14.5"	Hollow Back	48"	Ergo	6	38 lb
72175	Ergo-Power #2 General Scoop (SGE2D-E)	16	11.5" x 14.5"	Hollow Back	48"	D	3	14.9 lb
72775	Ergo-Power #2 General Scoop (SGE2D-E)	16	11.5" x 14.5"	Hollow Back	30"	D	3	15.5 lb

SCOOPS

Western, Eastern & Coal Blades



CLASSIC NUPLAGLAS® & ERGO-POWER® HANDLES

PART NO.	DESCRIPTION	GAUGE	BLADE DIMENSION	BLADE STYLE	HANDLE LENGTH	GRIP STYLE	STD. PACK	STD. PACK WEIGHT
69110	Classic Nuplaglas #10 Western Scoop (WS10L)	16	14.5" x 18"	Hollow Back	48"	Butt	6	53 lb
69111	Classic Nuplaglas #10 Western Scoop (WS10D)	16	14.5" x 18"	Hollow Back	27"	D	3	24 lb
69112	Classic Nuplaglas #12 Western Scoop (WS12L)	16	15" x 19"	Hollow Back	48"	Butt	6	58 lb
69113	Classic Nuplaglas #12 Western Scoop (WS12D)	16	15" x 19"	Hollow Back	27"	D	3	26.5 lb
72180	Ergo-Power #10 Western Scoop (WS10L-E)	16	14.5" x 18"	Hollow Back	48"	Ergo	6	53 lb
72181	Ergo-Power #10 Western Scoop (WS10D-E)	16	14.5" X 18"	Hollow Back	27"	D	3	24 lb
72182	Ergo-Power #12 Western Scoop (WS12L-E)	16	15" x 19"	Hollow Back	48"	Ergo	6	58 lb
72183	Ergo-Power #12 Western Scoop (WS12D-E)	16	15" x 19"	Hollow Back	27"	D	3	26.5 lb
69114	Classic Nuplaglas #2 Eastern Scoop (ES2L)	16	11" x 15"	Hollow Back	48"	Butt	6	53 lb
69115	Classic Nuplaglas #2 Eastern Scoop (ES2D)	16	11" x 15"	Hollow Back	27"	D	3	24 lb
72190	Ergo-Power #2 Eastern Scoop (ES2L-E)	16	11" x 15"	Hollow Back	48"	Ergo	6	53 lb
72191	Ergo-Power #2 Eastern Scoop (ES2D-E)	16	11" x 15"	Hollow Back	27"	D	3	24 lb
72198	Ergo-Power #2 Coal Scoop (CS2L-E)	16	14.25" x 16"	Hollow Back	48"	Ergo	6	39 lb
72199	Ergo-Power #2 Coal Scoop (CS2D-E)	16	14.25" x 16"	Hollow Back	27"	D	3	19 lb

STRIKING

AXES

DIGGING

MAINTENANCE

AUTOMOTIVE

NUPRO

FORESTRY

FIRE

HANDLES

NON-CONDUCTIVE

Certified Non-Conductive Digging Tools

- Certified Non-Conductive properties combined with Nuplaglas and Power Pylon technologies provide the safest and strongest tools available
- All Non-Conductive tools undergo 100% testing at 10,000 volts to meet or exceed IEC 60900 and ASTM F1505 standards
- Power Pylon shovel blades – no shank means less breakage in the severest of conditions
- Out performs similar solid shank blades, carrying 17% more payload



PART NO.	DESCRIPTION	GAUGE	BLADE DIMENSION	BLADE STYLE	HANDLE LENGTH	GRIP STYLE	STD. PACK	STD. PACK WEIGHT
76245	Classic Nuplaglas Round Point Shovel (NC-RP14LPY)	HD14	9" x 11.5"	Solid Back	48"	Butt	3	14 lb
76225	Classic Nuplaglas Round Point Shovel (NC-RP14DPY)	HD14	9" x 11.5"	Solid Back	27"	D	3	14 lb
76145	Classic Nuplaglas Square Point Shovel (NC-SP14LPY)	HD14	9.5" x 11.5"	Solid Back	48"	Butt	3	16.5 lb
76142	Classic Nuplaglas Square Point Shovel (NC-SP14DPY)	HD14	9.5" x 11.5"	Solid Back	27"	D	3	16.5 lb
76232	Classic Nuplaglas Drain Spade (NC-SS14LPY)	HD14	4.75" x 14"	Solid Back	48"	Butt	3	17 lb
76233	Classic Nuplaglas Drain Spade (NC-SS14DPY)	HD14	4.75" x 14"	Solid Back	27"	D	3	17 lb

PART NO.	DESCRIPTION	TIP STYLE	OVERALL LENGTH	WEIGHT	GRIP STYLE	STD. PACK	STD. PACK WEIGHT
76601	Classic Nuplaglas Single End Pry Bar (NC-PBC35)	Curved	35.5"	4.5 lb	Non-Slip	1	5 lb
76602	Classic Nuplaglas Single End Pry Bar (NC-PBC41)	Curved	41.5"	5.1 lb	Non-Slip	1	5.6 lb
76603	Classic Nuplaglas Single End Pry Bar (NC-PBC46)	Curved	46.75"	5.7 lb	Non-Slip	1	6.2 lb
76292	Classic Nuplaglas Digging Bar (NC-DBP6)	Point	72"	6 lb	EC	1	6.25 lb
76300	Classic Nuplaglas Digging Bar (NC-DBW4)	Wedge	48"	5.5 lb	EC	1	5.75 lb
76301	Classic Nuplaglas Digging Bar (NC-DBW6)	Wedge	72"	7.5 lb	EC	1	7.75 lb

Certified Non-Conductive Digging Tools

- Manufactured in Safety Orange for easy identification and electrical insulation
- Each tool carries a unique serial number permanently registered at Nupla Corporation for traceability
- Nuplaglas composite handles resist heat and cold, and provide insulation from electric shock
- Perfect for utility, railroad, highway and electrical jobs



PART NO.	DESCRIPTION	GAUGE	BLADE DIMENSION	BLADE STYLE	HANDLE LENGTH	GRIP STYLE	STD. PACK	STD. PACK WEIGHT
76548	Classic Nuplaglas Post Hole Digger (NC-PHD-4)	HD14	6.5" diameter	Solid Back	48"	Butt	1	11.5 lb
76562	Classic Nuplaglas Post Hole Digger (NC-PHD-6)	HD14	6.5" diameter	Solid Back	72"	Butt	1	12.5 lb
76701	Classic Nuplaglas Heavy Duty Bolt Cutter (NC-UCC18)	HD	3" x 7"	Center-Cut	18"	Bolt Cutter	1	4.5 lb
76702	Classic Nuplaglas Heavy Duty Bolt Cutter (NC-UCC24)	HD	3" x 7"	Center-Cut	24"	Bolt Cutter	1	7.25 lb
76703	Classic Nuplaglas Heavy Duty Bolt Cutter (NC-UCC30)	HD	3" x 7"	Center-Cut	30"	Bolt Cutter	1	12 lb

PART NO.	DESCRIPTION	CUTTING CAPACITY		CUTTING BLADE	OVERALL LENGTH	GRIP STYLE	STD. PACK	STD. PACK WEIGHT
		WIRE ROPE	STRANDED CABLE					
76450	Classic Nuplaglas Wire Rope & Cable Cutter (NC-WRC24)	3/8"	1/4"	Adjustable Hold & Lock Sheer Cut	24"	Bolt Cutter	1	6.5 lb
76451	Classic Nuplaglas Wire Rope & Cable Cutter (NC-WRC30)	1/2"	3/8"		30"	Bolt Cutter	1	9.5 lb
76452	Classic Nuplaglas Wire Rope & Cable Cutter (NC-WRC36)	9/16"	7/16"		36"	Bolt Cutter	1	13.1 lb

PART NO.	DESCRIPTION	NOMINAL WEIGHT	HANDLE LENGTH	GRIP STYLE	STD. PACK	STD. PACK WEIGHT
76151	Classic Nuplaglas Pick Mattock (NC-PM-5H)	5 lb	36"	Double Bit	1	9 lb
76251	Classic Nuplaglas Railroad Pick (NC-RP-5H)	5 lb	36"	Double Bit	1	9 lb

PART NO.	DESCRIPTION	TIP STYLE	WEIGHT	HANDLE LENGTH	GRIP STYLE	STD. PACK	STD. PACK WEIGHT
76401	Classic Nuplaglas Soil Probe (NC-PBR4T)	Metal	2 lb	48"	Cap	6	12 lb
76403	Classic Nuplaglas Soil Probe (NC-PBR45)	Metal	2 lb	60"	Cap	6	12.5 lb

STRIKING

AXES

DIGGING

MAINTENANCE

AUTOMOTIVE

NUPRO

FORESTRY

FIRE

HANDLES



MAINTENANCE TOOLS



PART NO.	DESCRIPTION	BLADE MATERIAL	BLADE DIMENSION	BLADE STYLE	HANDLE LENGTH	GRIP STYLE	STD. PACK	STD. PACK WEIGHT
69401	Classic Nuplaglas T-Handle 4' Soil Probe (PRB4T)	-	-	Metal Tip	48"	EC	6	12 lb
69403	Classic Nuplaglas T-Handle 5' Soil Probe (PRB5T)	-	-	Metal Tip	60"	EC	6	12 lb
69405	Classic Nuplaglas T-Handle 4' Soil Probe HD (PRB4TH)	-	-	Metal Tip	48"	EC	6	13.5 lb
69407	Classic Nuplaglas T-Handle 5' Soil Probe HD (PRB5TH)	-	-	Metal Tip	60"	EC	6	14 lb
69971	Classic Nuplaglas T-Handle Sod Cutter-Cable Drop Tool	Steel	8" x 8"	Cutting	44"	Butt	1	10.3 lb
69972	Classic Nuplaglas T-Handle Sod Cutter-Cable Drop Tool	Steel	8" x 8"	Cutting	54"	Butt	1	10.6 lb
69031	Classic Nuplaglas T-Handle Cable Trencher	Steel	9" x 12"	Cutting	31"	EC	1	16.45 lb
69030	Classic Nuplaglas T-Handle Cable Trencher	Steel	9" x 12"	Cutting	35"	EC	1	17 lb

LANDSCAPE & JANITORIAL

STRIKING

AXES

DIGGING

MAINTENANCE

AUTOMOTIVE

NUPRO

FORESTRY

FIRE

HANDLES



MULTI-PURPOSE ICE & HEAVY DUTY SCRAPERS

SPADING FORK

LEAF RAKE

RUBBER SQUEEGEE

PART NO.	DESCRIPTION	BLADE MATERIAL	BLADE DIMENSION	BLADE STYLE	HANDLE LENGTH	GRIP STYLE	STD. PACK	STD. PACK WEIGHT
69616	Classic Nuplaglas Bow Rake (BR16T)	Steel	16.25" wide	16-tine	60"	EC	6	21 lb
79616	Pro-Tec Bow Rake (BR16T)	Steel	16.25" wide	16-tine	60"	EC	6	21 lb
69240	Classic Nuplaglas HD Landscape Rake (GRK36)	Aluminum	36" wide	-	60"	Butt	1	6 lb
69610	Classic Nuplaglas Leaf Rake (SBR24)	Steel	23" wide	24-tine	54"	EC	3	9 lb
72425	Ergo-Power Spading/Hay Fork (SF4L-E)	Steel	6.75" x 10.5"	4-tine	48"	Ergo	6	13.5 lb
69675	Classic Nuplaglas Hoe (CH75)	Steel	7" x 5"	Standard Hoe	60"	EC	6	18.5 lb
79675	Pro-Tec Hoe (CH75-P)	Steel	7" x 5"	Standard Hoe	60"	EC	6	18.5 lb
69311	Classic Nuplaglas Ice Scraper (IS85)	Steel	8.5" wide	Scraper	54"	Butt	2	13.5 lb
69315	Classic Nuplaglas Multi-Purpose Ice Scraper (IS12)	Steel	12" wide	Scraper	54"	Butt	1	8.75 lb
69326	Solid Glass Heavy Duty Scraper (IS85S)	Steel	8.5" wide	Scraper	54"	Butt	2	14.65 lb
69236	Classic Nuplaglas Rubber Squeegee (EZS536)	Rubber	36" wide	Squeegee	68"	Butt	1	6.5 lb
69237	Replacement Squeegee Blade (EZS-RE)	Rubber	36" wide	Squeegee	-	-	1	0.5 lb

PRY BARS

Solid Nuplaglas® Composite

DOUBLE END PRY BARS

- Drop forged and hardened steel ends: one curved, one pointed
- Solid Nuplaglas Composite has the strength of steel yet up to 35% lighter
- Molded weather resistant polypropylene jacket



SINGLE END PRY BARS

- Solid Nuplaglas Composite handle resists heat and cold while providing insulation from electrical shock
- Drop forged and hardened steel curved ends
- Available in 4 lengths



SINGLE END PRY BARS WITH STRIKING FACE

- Hardened steel striking face, secured with the NuplaBond System
- Drop forged and hardened steel curved or pointed ends
- Solid Nuplaglas Composite handle resists heat and cold while providing insulation from electrical shock



PART NO. BLACK HANDLE	PART NO. YELLOW HANDLE	DESCRIPTION	HANDLE LENGTH	WEIGHT	GRIP STYLE	STD. PACK	STD. PACK WEIGHT
34011	34052	Solid Nuplaglas Composite Double End Pry Bar	44"	6.1 lb	Non-Slip Ergo	1	7.6 lb
34013	34053	Solid Nuplaglas Composite Double End Pry Bar	50.5"	6.7 lb	Non-Slip Ergo	1	8.2 lb
34030	34040	Solid Nuplaglas Composite Single End Pry Bar - Curved	30.5"	4 lb	Non-Slip Ergo	1	4.5 lb
34031	34041	Solid Nuplaglas Composite Single End Pry Bar - Curved	35.5"	4.5 lb	Non-Slip Ergo	1	5 lb
34032	34042	Solid Nuplaglas Composite Single End Pry Bar - Curved	41.5"	5.1 lb	Non-Slip Ergo	1	5.6 lb
34033	34043	Solid Nuplaglas Composite Single End Pry Bar - Curved	46.5"	5.7 lb	Non-Slip Ergo	1	6.2 lb
34017		Solid Nuplaglas Composite Single End Pry Bar - Curved, w/ Striking Face	41.5"	5.6 lb	Non-Slip Ergo	1	6.1 lb
34018		Solid Nuplaglas Composite Single End Pry Bar - Curved, w/Striking Face	47"	6.2 lb	Non-Slip Ergo	1	6.7 lb
34022		Solid Nuplaglas Composite Single End Pry Bar - Pointed, w/Striking Face	43"	5.6 lb	Non-Slip Ergo	1	6.1 lb
34023		Solid Nuplaglas Composite Single End Pry Bar - Pointed, w/Striking Face	48.5"	6.2 lb	Non-Slip Ergo	1	6.7 lb

STRIKING

AXES

DIGGING

MAINTENANCE

AUTOMOTIVE

NUPRO

FORESTRY

FIRE

HANDLES

BOLT CUTTERS & DIGGING BARS

BOLT CUTTERS

- Hardened alloy, compound action steel jaws
- Heat-treated cutting edges
- Heavy-duty side plates keep jaws aligned for quick, clean cuts
- Cuts steel rod, wire mesh, guy strand and many other materials



PART NO.	DESCRIPTION	GAUGE	CUTTING CAPACITY		BLADE DIMENSION	BLADE STYLE	HANDLE LENGTH	GRIP STYLE	STD. PACK	STD. PACK WEIGHT
			UP TO 31 RC*	UP TO 42RC*						
69701	Classic Nuplaglas Super Heavy-Duty Bolt Cutter (UCC18)	HD	0.375" (10mm)	0.25" (6mm)	3" x 7"	Center-Cut	18"	Bolt Cutter	1	3.75 lb
69702	Classic Nuplaglas Super Heavy-Duty Bolt Cutter (UCC24)	HD	0.375" (10mm)	0.25" (6mm)	3" x 7"	Center-Cut	24"	Bolt Cutter	1	6 lb
69703	Classic Nuplaglas Super Heavy-Duty Bolt Cutter (UCC30)	HD	0.5" (12mm)	0.375" (10mm)	3" x 7"	Center-Cut	30"	Bolt Cutter	1	8.05 lb
69704	Classic Nuplaglas Super Heavy-Duty Bolt Cutter (UCC36)	HD	0.563" (14mm)	0.437" (11mm)	3" x 7"	Center-Cut	36"	Bolt Cutter	1	12.3 lb
69706	Replacement Jaws for 18" Heavy Duty Bolt Cutter - UCC18	HD	0.375" (10mm)	0.25" (6mm)	3" x 7"	Center-Cut	-	-	1	0.2 lb
69707	Replacement Jaws for 24" Heavy Duty Bolt Cutter - UCC24	HD	0.375" (10mm)	0.25" (6mm)	3" x 7"	Center-Cut	-	-	1	0.2 lb
69708	Replacement Jaws for 30" Heavy Duty Bolt Cutter - UCC30	HD	0.5" (12mm)	0.375" (10mm)	3" x 7"	Center-Cut	-	-	1	0.35 lb
69708	Replacement Jaws for 36" Heavy Duty Bolt Cutter - UCC36	HD	0.563" (14mm)	0.437" (11mm)	3" x 7"	Center-Cut	-	-	1	0.35 lb

*RC = Rockwell C

DIGGING BARS

- Hardened steel tips on solid Nuplaglas handles
- Lightweight yet delivers the force of a steel bar
- Also great for forceable entry and as a ramming bar



PART NO.	DESCRIPTION	GAUGE	HANDLE LENGTH	GRIP STYLE	STD. PACK	STD. PACK WEIGHT
69291	Classic Nuplaglas Digging Bar w/ Point (DBP5)	HD	60"	EC	1	5.25 lb
69292	Classic Nuplaglas Digging Bar w/ Point (DBP6)	HD	72"	EC	1	6.25 lb
69293	Classic Nuplaglas Digging Bar w/ Point (DBP8)	HD	96"	EC	1	8.25 lb
69357	Classic Nuplaglas Digging Bar w/ Point & Ball (DBPB5)	HD	60"	-	1	9 lb
69351	Classic Nuplaglas Digging Bar w/ Point & Ball (DBPB6)	HD	72"	-	1	7.45 lb
69352	Classic Nuplaglas Digging Bar w/ Point & Ball (DBPB8)	HD	96"	-	1	9.45 lb
69299	Classic Nuplaglas Digging Bar w/ Wedge (DBW5)	HD	60"	EC	1	6.75 lb
69301	Classic Nuplaglas Digging Bar w/ Wedge (DBW6)	HD	72"	EC	1	7.75 lb
69298	Classic Nuplaglas Digging Bar w/ Wedge (DBW8)	HD	96"	EC	1	9.75 lb
69356	Classic Nuplaglas Digging Bar w/ Wedge & Ball (DBWB5)	HD	60"	-	1	7.95 lb
69354	Classic Nuplaglas Digging Bar w/ Wedge & Ball (DBWB6)	HD	72"	-	1	8.95 lb
69355	Classic Nuplaglas Digging Bar w/ Wedge & Ball (DBWB8)	HD	96"	-	1	10.95 lb
69287	Classic Nuplaglas Digging Bar w/ Point & Wedge (DBPW5)	HD	60"	-	1	7.5 lb
69296	Classic Nuplaglas Digging Bar w/ Point & Wedge (DBPW6)	HD	72"	-	1	8.5 lb
69295	Classic Nuplaglas Digging Bar w/ Point & Wedge (DBPW8)	HD	96"	-	1	10.5 lb

STRIKING

AXES

DIGGING

MAINTENANCE

AUTOMOTIVE

NUPRO

FORESTRY

FIRE

HANDLES

PAVING, CONCRETE & FENCING TOOLS



**POST HOLE
DIGGER**

**CONCRETE
PLACER**

TAMPER

**ASPHALT
LUTE**

**MORTAR
MIXER**

**BROOM/MOP
HANDLES**

BROOM HEADS

PART NO.	DESCRIPTION	GAUGE	BLADE DIMENSION	BLADE STYLE	HANDLE LENGTH	GRIP STYLE	STD. PACK	STD. PACK WEIGHT
69548	Classic Nuplaglas HD Post Hole Digger (PHD4)	14	6.5" diameter	Closed Back	48"	Butt	1	11.5 lb
49548	Pro-Tec HD Post Hole Digger (PHD4-P)	14	6.5" diameter	Closed Back	48"	Butt	1	11.5 lb
69562	Classic Nuplaglas HD Post Hole Digger (PHD6)	14	6.5" diameter	Closed Back	72"	Butt	1	12.5 lb
69596	Classic Nuplaglas HD Post Hole Digger (PHD8)	14	6.5" diameter	Closed Back	96"	Butt	1	13.5 lb
69314	Classic Nuplaglas Concrete Placer (CC20H)	HD	20" wide	With Hook	54"	EC	6	30.5 lb
69316	Classic Nuplaglas Concrete Placer (CC20H-66)	HD	20" wide	With Hook	66"	EC	6	32 lb
79314	Pro-Tec Concrete Placer (CC20H-P)	HD	20" wide	With Hook	54"	EC	6	30.5 lb
69829	Classic Nuplaglas Tamper (TT8S)	HD	8" x 8"	Cast Steel	48"	Butt	2	17 lb
69831	Classic Nuplaglas Tamper (TT10S)	HD	10" x 10"	Cast Steel	48"	Butt	2	20 lb
69361	Classic Nuplaglas Asphalt Lute (ALK36-72)	HD	36" wide	Aluminum	72"	Butt	1	6.25 lb
69362	Classic Nuplaglas Asphalt Lute (ALK36-84)	HD	36" wide	Aluminum	84"	Butt	1	6.75 lb
69828	Classic Nuplaglas Asphalt Rake (AR14T)	HD	17" wide	Steel	60"	Butt	6	24 lb
69366	Classic Nuplaglas Mortar Mixer (MMH10)	HD	10" x 6"	Perforated	66"	EC	6	20 lb
79366	Pro-Tec Mortar Mixer (MMH10-P)	HD	10" x 6"	Perforated	66"	EC	6	20 lb
68040	Broom Head w/ Bracket (P72-18)	-	18" wide	Hard Wood Head	-	-	-	2 lb
68041	Broom Head w/ Bracket (P72-24)	-	24" wide	Hard Wood Head	-	-	-	2.5 lb
68042	Broom Head w/ Bracket (P72-30)	-	30" wide	Hard Wood Head	-	-	-	3 lb
68043	Broom Head w/ Bracket (P72-36)	-	36" wide	Hard Wood Head	-	-	-	3.5 lb
68553	Classic Nuplaglas Broom/Mop Handle (48BMH)	-	-	-	48"	EC	6	7 lb
68554	Classic Nuplaglas Broom/Mop Handle (54BMH)	-	-	-	54"	EC	6	8 lb
68555	Classic Nuplaglas Broom/Mop Handle (60BMH)	-	-	-	60"	EC	6	8.5 lb
68556	Classic Nuplaglas Broom/Mop Handle (72BMH)	-	-	-	72"	EC	6	9 lb

STRIKING

AXES

DIGGING

MAINTENANCE

AUTOMOTIVE

NUPRO

FORESTRY

FIRE

HANDLES



AUTOMOTIVE TOOLS

AUTOMOTIVE BODY TOOLS

STRIKING

AXES

DIGGING

MAINTENANCE

AUTOMOTIVE

NUPRO

FORESTRY

FIRE

HANDLES

CUSH-N-GRIP HANDLES



DOOR SKIN HAMMER

SHRINKING HAMMER

CURVED PEIN & FINISHING HAMMER

PICK & FINISHING HAMMER

GENERAL PURPOSE PICK HAMMER

UTILITY PICK HAMMER

HICKORY HANDLES



LIGHT DINGING SPOON



UTILITY DOLLY



TOE DOLLY



HEEL DOLLY

PART NO.	DESCRIPTION	WEIGHT	FACE DIAMETER	HEAD LENGTH	HANDLE LENGTH	GRIP STYLE	STD. PACK	STD. PACK WEIGHT
05002	Classic Nuplaglas Door Skin Hammer	1.3 lb	-	6.875"	12"	H	2	2.8 lb
05005	Classic Nuplaglas Pick & Finishing Hammer	1 lb	1.5625"	5.5"	12"	H	2	2.1 lb
05010	Classic Nuplaglas Shrinking Hammer, Mirror Polished	1.04 lb	1.25"	4.125"	12"	H	2	2.11 lb
05020	Classic Nuplaglas General Purpose Pick Hammer	1.11 lb	1.5625"	6.5625"	12"	H	2	2.25 lb
05025	Classic Nuplaglas Utility Pick Hammer	0.992 lb	1.5625"	4.5625"	12"	H	2	2 lb
05030	Classic Nuplaglas Curved Pein & Finishing Hammer	1.06 lb	1.5625"	5.5625"	12"	H	2	2.15 lb
05202	American Hickory Door Skin Hammer	1 lb	-	6.875"	12"	-	2	2.5 lb
05205	American Hickory Pick & Finishing Hammer	0.7 lb	1.5625"	5.5"	12"	-	2	1.75 lb
05210	American Hickory Shrinking Hammer, Mirror Polished	0.7 lb	1.25"	4.125"	12"	-	2	1.75 lb
05220	American Hickory General Purpose Pick Hammer	0.8 lb	1.5625"	6.5625"	12"	-	2	2 lb
05225	American Hickory Utility Pick Hammer	0.7 lb	1.5625"	4.5625"	12"	-	2	1.75 lb
05230	American Hickory Curved Pein & Finishing Hammer	0.76 lb	1.5625"	5.5625"	12"	-	2	1.9 lb
			<i>Height</i>	<i>Width</i>	<i>Length</i>			
05008	Light Dinging Spoon, Blue w/ Polished Edges	0.72 lb	2"	1.875"	10"	-	2	1.59 lb
05050	Utility Dolly, Red, Mirror Polished	2.75 lb	2.5"	2.375"	2.75"	-	2	4.94 lb
05052	Heel Dolly, Sand Blasted, Mirror Polished	1.91 lb	1.125"	0.375"	2.5"	-	2	4 lb
05053	Toe Dolly, Sand Blasted, Mirror Polished	2 lb	.875"	4.675"	2.125"	-	2	4.2 lb

WHEEL WEIGHT HAMMER

- Install, remove, trim and tighten all types of clip-on auto weights
- 1 lb head with large Chromoly hook for prying
- Solid Nuplaglas Classic handle with ergonomic non-slip Cush-N-Grip



LARGE HOOKS

DASHBOARD HAMMER

- Re-assemble dashboards and other interior parts
- 1.5 lb non-marring mallet with soft rubber tips
- Third tip located on end of grip for reaching tight spaces like cabin air filters
- Solid Nuplaglas Classic handle with ergonomic non-slip Cush-N-Grip



REPLACEMENT TIP

PART NO.	DESCRIPTION	OVERALL LENGTH	TIP DIAMETER	STD. PACK	STD. PACK WEIGHT
05021	Classic Nuplaglas Wheel Weight Hammer 1 lb, Large Chromoly Hook, Medium-Hard Tip (Cream) w/ Cush-N-Grip	10.5"	1.25"	2	2.25 lb
05022	Replacement Hook, Large (Fits most wheels and weights)	-	-	2	0.5 oz
15122	Replacement Tip, Soft (Brown) – Use on highly polished chrome and specialty alloy wheels	-	1.25"	1	0.75 oz
15123	Replacement Tip, Medium (Red) – Use on standard chrome wheels	-	1.25"	1	0.75 oz
15124	Replacement Tip, Tough (Green) – Use on standard aluminum wheels	-	1.25"	1	0.75 oz
15126	Replacement Tip, Medium-Hard (Cream) – Use with most wheels (alloy and steel)	-	1.25"	1	0.75 oz
15120	Replacement Tip, Hard (Black) – Use with steel wheels and all hard surfaces	-	1.25"	1	0.75 oz
05062	Classic Nuplaglas Automotive Dashboard Hammer 1.5 lb, includes 3 Soft (Grey) Tips w/ Cush-N-Grip	10"	1.5"	2	3.2 lb
15151	Replacement Tip, Soft (Grey)	-	1.5"	2	4 oz

AUTOMOTIVE TOOL SETS

STRIKING

AXES

DIGGING

MAINTENANCE

AUTOMOTIVE

NUPRO

FORESTRY

FIRE

HANDLES



**BODY TOOL SET
4 PIECE**



**FENDER TOOL SET
4 PIECE**



**HAMMER SET
4 PIECE**



**METAL WORKING SET
4 PIECE**



**BALL PEIN SET
4 PIECE**

PART NO.	DESCRIPTION	STD. PACK	STD. PACK WEIGHT
05069	Metal Working Set w/ Carrying Case – Includes: 4 lb Hand Drilling, 2.5 lb Brass, 16 oz Ball Pein & 2 lb Dead Blow Hammers	1	17.35 lb
05064	Ball Pein Set w/ Carrying Case – Includes: 8, 12, 16, and 24 oz Hammers	1	10.58 lb
05065	Classic Nuplaglas Automotive Body Tool Set w/ Carrying Case Includes: General Purpose Pick Hammer, Curved Pein & Finishing Hammer, Light Dinging Spoon, Toe Dolly	1	9.3 lb
05066	Classic Nuplaglas Automotive Fender Tool Set w/ Carrying Case Includes: Shrinking Hammer, Utility Pick Hammer, Curved Pein & Finishing Hammer, Light Dinging Spoon, Utility Dolly, Heel Dolly, Toe Dolly	1	14.9 lb
05067	Classic Nuplaglas Automotive Hammer Tool Set w/ Carrying Case Includes: Door Skin Hammer, Pick & Finishing Hammer, General Purpose Pick Hammer, Curved Pein & Finishing Hammer	1	8.8 lb
05265	American Hickory Automotive Body Tool Set w/ Carrying Case Includes: General Purpose Pick Hammer, Curved Pein & Finishing Hammer, Light Dinging Spoon, Toe Dolly	1	8.3 lb
05266	American Hickory Automotive Fender Tool Set w/ Carrying Case Includes: Shrinking Hammer, Utility Pick Hammer, Curved Pein & Finishing Hammer, Light Dinging Spoon, Utility Dolly, Heel Dolly, Toe Dolly	1	13.7
05267	American Hickory Automotive Hammer Tool Set w/ Carrying Case Includes: Door Skin Hammer, Pick & Finishing Hammer, General Purpose Pick Hammer, Curved Pein & Finishing Hammer	1	7.6 lb



NUPRO® VALUE TOOLS

SHOVELS & SLEDGE HAMMERS

Nupla Quality + Economy = Value

NUPRO® SHOVELS

- Commercial Grade Nuplaglas ergonomic handles
- Heavy-duty blades



NUPRO® SLEDGE HAMMERS

- Heavy-duty fiberglass co-molded grips & handles
- Hardened steel heads



PART NO.	DESCRIPTION	GAUGE	BLADE DIMENSION	BLADE STYLE	NOMINAL WEIGHT	HANDLE LENGTH	GRIP STYLE	STD. PACK	STD. PACK WEIGHT
74016	NuPro Round Point Shovel	16	9" x 11.5"	Hollow Back	-	46"	Long	6	26.51 lb
74017	NuPro Round Point Shovel	16	9" x 11.5"	Hollow Back	-	27"	D	3	10.91 lb
74061	NuPro Round Point Shovel	14	9" x 11.5"	Hollow Back	-	46"	Long	6	32 lb
74063	NuPro Round Point Shovel	14	9" x 11.5"	Hollow Back	-	27"	D	3	13.5 lb
74071	NuPro Square Point Shovel	16	9.875" x 11.5"	Hollow Back	-	46"	Long	6	31 lb
74073	NuPro Square Point Shovel	16	9.875" x 11.5"	Hollow Back	-	27"	D	3	13 lb
74075	NuPro Square Point Shovel	14	9.875" x 11.5"	Hollow Back	-	46"	Long	6	35 lb
74076	NuPro Square Point Shovel	14	9.875" x 11.5"	Hollow Back	-	27"	D	3	14 lb
74107	NuPro Garden Spade	14	7.5" x 11.5"	Hollow Back	-	46"	Long	6	35 lb
25520	NuPro Sledge Hammer	-	-	-	2 lb	14"	Molded	2	5.5 lb
25530	NuPro Sledge Hammer	-	-	-	3 lb	14"	Molded	2	7.5 lb
25540	NuPro Sledge Hammer	-	-	-	4 lb	14"	Molded	2	9.5 lb
25806	NuPro Sledge Hammer	-	-	-	6 lb	34"	Molded	2	16.5 lb
25808	NuPro Sledge Hammer	-	-	-	8 lb	34"	Molded	2	20 lb
25810	NuPro Sledge Hammer	-	-	-	10 lb	34"	Molded	2	24.5 lb
25812	NuPro Sledge Hammer	-	-	-	12 lb	34"	Molded	2	28.4 lb
25818	NuPro Sledge Hammer	-	-	-	16 lb	34"	Molded	2	36.5 lb
25822	NuPro Sledge Hammer	-	-	-	20 lb	34"	Molded	2	44.5 lb
25805	NuPro Slugging Hammer	-	-	-	6 lb	16"	Molded	2	13.75 lb
25804	NuPro Slugging Hammer	-	-	-	8 lb	16"	Molded	2	17.25 lb

STRIKING

AXES

DIGGING

MAINTENANCE

AUTOMOTIVE

NUPRO

FORESTRY

FIRE

HANDLES



MILL & FORESTRY TOOLS

UTILITY PIKE POLES & PICKEROONS

STRIKING

AXES

DIGGING

MAINTENANCE

AUTOMOTIVE

NUPRO

FORESTRY

FIRE

HANDLES

UTILITY PIKE POLES

- Slightly heavier than aluminum, resistant to moisture, chemicals and rot
- Will not break or kink like wood and aluminum poles
- Chemically bonded hardened steel head, exceeds 3000 lbs pull strength
- Non-slip grip design for non-visual hook end orientation
- Lifetime Warranty on all Nuplaglas Classic Handles



PIKE HEAD

PICKEROONS

- Drop forged heads
- Non-slip grip


PART NO.	DESCRIPTION	LENGTH	HEAD MATERIAL	TOOL WEIGHT	GRIP STYLE	STD. PACK	STD. PACK WEIGHT
36499	Classic Nuplaglas Utility Pike Pole	6'	Hardened Steel	4.27 lb	Non-slip	1	5.1 lb
36500	Classic Nuplaglas Utility Pike Pole	8'	Hardened Steel	7.28 lb	Non-slip	1	8.3 lb
36501	Classic Nuplaglas Utility Pike Pole	10'	Hardened Steel	10.29 lb	Non-slip	1	11.4 lb
36502	Classic Nuplaglas Utility Pike Pole	12'	Hardened Steel	13.3 lb	Non-slip	1	14.4 lb
36503	Classic Nuplaglas Utility Pike Pole	14'	Hardened Steel	16.31 lb	Non-slip	1	17.5 lb
36504	Classic Nuplaglas Utility Pike Pole	16'	Hardened Steel	19.32 lb	Non-slip	1	21.3 lb
36505	Classic Nuplaglas Utility Pike Pole	18'	Hardened Steel	22.33 lb	Non-slip	1	24.4 lb
24400	Classic Nuplaglas Pickaroon, Small Forged Head	16"	Hardened Steel	lb	Single Bit	2	lb
24401	Classic Nuplaglas Pickaroon, Small Forged Head	30"	Hardened Steel	lb	Single Bit	2	lb
24402	Classic Nuplaglas Pickaroon, Large Forged Head	16"	Hardened Steel	lb	Single Bit	2	lb
24403	Classic Nuplaglas Pickaroon, Large Forged Head	36"	Hardened Steel	lb	Single Bit	2	lb



FIRE TOOLS

PIKE POLES

Heavy-Duty Classic Nuplaglas®



PART NO.	DESCRIPTION	LENGTH	GRIP STYLE	STD. PACK	STD. PACK WEIGHT
36103	Classic Nuplaglas Pike Pole, Round w/ grip (YPDH-3)	3'	D	1	5.3 lb
36122	Classic Nuplaglas Pike Pole, Round w/ grip, head on same plane (YPDH-S3)	3'	D	1	5.3 lb
36204	Classic Nuplaglas Pike Pole, Round (YPD-4)	4'	-	1	5.7 lb
36104	Classic Nuplaglas Pike Pole, Round w/ grip (YPDH-4)	4'	D	1	7.2 lb
36121	Classic Nuplaglas Pike Pole, Round w/ grip, head on same plane (YPDH-S4)	4'	D	1	7.2 lb
36124	Classic Nuplaglas Pike Pole, Round w/ grip (YPDH-4A)	4'	Aluminum D	1	8.7 lb
36206	Classic Nuplaglas Pike Pole, Round (YPD-6)	6'	-	1	6.5 lb
36205	Classic Nuplaglas Pike Pole, Round w/ monoprene sleeve (YPD-6M)	6'	-	1	6.75 lb
36106	Classic Nuplaglas Pike Pole, Round w/ grip (YPDH-6)	6'	D	1	8 lb
36126	Classic Nuplaglas Pike Pole, Round w/ grip (YPDH-6A)	6'	Aluminum D	1	9.5 lb
36127	Classic Nuplaglas Pike Pole, Round w/ grip, head on same plane (YPDH-6A)	6'	Aluminum D	1	9.5 lb
36208	Classic Nuplaglas Pike Pole, Round (YPD-8)	8'	-	1	7.3 lb
36108	Classic Nuplaglas Pike Pole, Round w/ grip (YPDH-8)	8'	D	1	8.8 lb
36128	Classic Nuplaglas Pike Pole, Round w/ grip (YPDH-8A)	8'	Aluminum D	1	10.3 lb
36210	Classic Nuplaglas Pike Pole, Round (YPD-10)	10'	-	1	8.1 lb
36110	Classic Nuplaglas Pike Pole, Round w/ grip (YPDH-10)	10'	D	1	9.6 lb
36130	Classic Nuplaglas Pike Pole, Round w/ grip (YPDH-10A)	10'	Aluminum D	1	11.1 lb
36212	Classic Nuplaglas Pike Pole, Round (YPD-12)	12'	-	1	8.9 lb
36112	Classic Nuplaglas Pike Pole, Round w/ grip (YPDH-12)	12'	D	1	10.4 lb
36132	Classic Nuplaglas Pike Pole, Round w/ grip (YPDH-12A)	12'	Aluminum D	1	11.9 lb
36214	Classic Nuplaglas Pike Pole, Round (YPD-14)	14'	-	1	9.7 lb
36111	Classic Nuplaglas Pike Pole, Round w/ grip (YPDH-14)	14'	D	1	11.2 lb
36134	Classic Nuplaglas Pike Pole, Round w/ grip (YPDH-14A)	14'	Aluminum D	1	12.7 lb
36215	Classic Nuplaglas Pike Pole, Round (YPD-15)	15'	-	1	10.1 lb
36216	Classic Nuplaglas Pike Pole, Round (YPD-16)	16'	-	1	10.5 lb
36116	Classic Nuplaglas Pike Pole, Round w/ grip (YPDH-16)	16'	D	1	12 lb
36136	Classic Nuplaglas Pike Pole, Round w/ grip (YPDH-16A)	16'	Aluminum D	1	13.5 lb
36218	Classic Nuplaglas Pike Pole, Round (YPD-18)	18'	-	1	11.3 lb
36118	Classic Nuplaglas Pike Pole, Round w/ grip (YPDH-18)	18'	D	1	12.8 lb
36138	Classic Nuplaglas Pike Pole, Round w/ grip (YPDH-18A)	18'	Aluminum D	1	14.3 lb
36220	Classic Nuplaglas Pike Pole, Round (YPD-20)	20'	-	1	12.1 lb
36120	Classic Nuplaglas Pike Pole, Round w/ grip (YPDH-20)	20'	D	1	15.75 lb
36140	Classic Nuplaglas Pike Pole, Round w/ grip (YPDH-20A)	20'	Aluminum D	1	17.25 lb
36225	Classic Nuplaglas Pike Pole, Round (YPD-25)	25'	-	1	14.1 lb

STRIKING

AXES

DIGGING

MAINTENANCE

AUTOMOTIVE

NUPRO

FORESTRY

FIRE

HANDLES

PIKE POLES

Super-Duty I-Beam



PIKE POLE COMPONENTS

PART NO.	DESCRIPTION	LENGTH	GRIP STYLE	STD. PACK	STD. PACK WEIGHT
35031	Super-Duty I-Beam Pike Pole w/ grip (SPDH-3)	3'	D	1	3.5 lb
35040	Super-Duty I-Beam Pike Pole (SPD-4)	4'	-	1	5.8 lb
35042	Super-Duty I-Beam Pike Pole w/ grip (SPDH-4)	4'	D	1	7.3 lb
35041	Super-Duty I-Beam Pike Pole w/ grip (SPDH-4A)	4'	Aluminum D	1	8.8 lb
35050	Super-Duty I-Beam Pike Pole (SPD-5)	5'	-	1	6.65 lb
35051	Super-Duty I-Beam Pike Pole w/ grip (SPDH-5)	5'	D	1	6.75 lb
35052	Super-Duty I-Beam Pike Pole w/ grip (SPDH-5A)	5'	Aluminum D	1	8.25 lb
35060	Super-Duty I-Beam Pike Pole (SPD-6)	6'	-	1	7.5 lb
35061	Super-Duty I-Beam Pike Pole w/ grip (SPDH-6)	6'	D	1	8.75 lb
35062	Super-Duty I-Beam Pike Pole w/ grip (SPDH-6A)	6'	Aluminum D	1	10.25 lb
35063	Super-Duty I-Beam Pike Pole w/ grip (SPDH-6A-90)	6'	90° D	1	10.25 lb
35080	Super-Duty I-Beam Pike Pole (SPD-8)	8'	-	1	9.2 lb
35081	Super-Duty I-Beam Pike Pole w/ grip (SPDH-8)	8'	D	1	10.25 lb
35082	Super-Duty I-Beam Pike Pole w/ grip (SPDH-8A)	8'	Aluminum D	1	11.75 lb
35100	Super-Duty I-Beam Pike Pole (SPD-10)	10'	-	1	10.9 lb
35101	Super-Duty I-Beam Pike Pole w/ grip (SPDH-10)	10'	D	1	11.75 lb
35102	Super-Duty I-Beam Pike Pole w/ grip (SPDH-10A)	10'	Aluminum D	1	13.25 lb
35120	Super-Duty I-Beam Pike Pole (SPD-12)	12'	-	1	12.6 lb
35121	Super-Duty I-Beam Pike Pole w/ grip (SPDH-12)	12'	D	1	13.25 lb
35122	Super-Duty I-Beam Pike Pole w/ grip (SPDH-12A)	12'	Aluminum D	1	14.75 lb
35140	Super-Duty I-Beam Pike Pole (SPD-14)	14'	-	1	14.3 lb
35141	Super-Duty I-Beam Pike Pole w/ grip (SPDH-14)	14'	D	1	14.75 lb
35142	Super-Duty I-Beam Pike Pole w/ grip (SPDH-14A)	14'	Aluminum D	1	16.25 lb
35150	Super-Duty I-Beam Pike Pole (SPD-15)	15'	-	1	15.15 lb
35160	Super-Duty I-Beam Pike Pole (SPD-16)	16'	-	1	16 lb
35161	Super-Duty I-Beam Pike Pole w/ grip (SPDH-16)	16'	D	1	16.65 lb
35162	Super-Duty I-Beam Pike Pole w/ grip (SPDH-16A)	16'	Aluminum D	1	18.15 lb
35180	Super-Duty I-Beam Pike Pole (SPD-18)	18'	-	1	16.85 lb
35181	Super-Duty I-Beam Pike Pole w/ grip (SPDH-18)	18'	D	1	18.15 lb
35182	Super-Duty I-Beam Pike Pole w/ grip (SPDH-18A)	18'	Aluminum D	1	19.65 lb
35200	Super-Duty I-Beam Pike Pole (SPD-20)	20'	-	1	18.35 lb
35201	Super-Duty I-Beam Pike Pole w/ grip (SPDH-20)	20'	D	1	19.65 lb
35243	Super-Duty I-Beam Pike Pole (SPD-25)	25'	-	1	22.6 lb

Pike Pole Components

PART NO.	DESCRIPTION	STD. PACK	STD. PACK WEIGHT	PART NO.	DESCRIPTION	STD. PACK	STD. PACK WEIGHT
35001	Pike Pole Head, 1.25" (PP125)	2	1.75 lb	35011	Super Duty Pikehead Adaptor (PHA150)	2	0.9 lb
35000	Super-Duty Pike Pole Head, 1.5" (PP150)	2	2 lb	35012	Super Duty Butt Grip (BG150)	2	0.9 lb
35002	Super-Duty D-Grip (TESD)	2	0.5 lb	35013	D-Grip, Aluminum (ALD)	2	0.75 lb
35003	Butt Grip (BG125)	2	0.9 lb	35250	Super Duty Ceiling Hook (CWH-1)	2	2.5 lb
35004	Grip Adaptor (DGA125)	2	0.9 lb	35255	Ceiling Hook Head (CWH-2)	2	2.5 lb
35006	Pikehead Adaptor (PHA125)	2	0.9 lb	35550	LAFD Rubbish Hook Head (RH6)	2	4 lb

ROOF & CEILING HOOKS

ROOF VENTILATION/ TRASH HOOK



CEILING WALL HOOK



PART NO.	DESCRIPTION	LENGTH	GRIP STYLE	STD. PACK	STD. PACK WEIGHT
36555	Classic Nuplaglas Roof Ventilation Pole, Round w/ grip (RH-3D)	3'	D	1	6.8 lb
36552	Classic Nuplaglas Roof Ventilation Pole, Round (RH-4S)	4'	-	1	7.2 lb
36553	Classic Nuplaglas Roof Ventilation Pole, Round w/ grip (RH-4D)	4'	D	1	8.7 lb
36554	Classic Nuplaglas Roof Ventilation Pole, Round w/ grip (RH-4DA)	4'	Aluminum D	1	8.7 lb
36551	Classic Nuplaglas Roof Ventilation Pole, Round w/ grip (RH-5D)	5'	D	1	7.6 lb
36556	Classic Nuplaglas Roof Ventilation Pole, Round w/ grip (RH-5DA)	5'	Aluminum D	1	8 lb
36565	Classic Nuplaglas Roof Ventilation Pole, Round (RH-6S)	6'	-	1	8 lb
36560	Classic Nuplaglas Roof Ventilation Pole, Round w/ grip (RH-6D)	6'	D	1	9.5 lb
36561	Classic Nuplaglas Roof Ventilation Pole, Round w/ grip (RH-6DA)	6'	Aluminum D	1	9.5 lb
36563	Classic Nuplaglas Roof Ventilation Pole, Round (RH-8S)	8'	-	1	8.8 lb
36566	Classic Nuplaglas Roof Ventilation Pole, Round w/ grip (RH-8D)	8'	D	1	10.3 lb
36564	Classic Nuplaglas Roof Ventilation Pole, Round w/ grip (RH-8DA)	8'	Aluminum D	1	10.3 lb
36567	Classic Nuplaglas Roof Ventilation Pole, Round (RH-10S)	10'	-	1	9.6 lb
36570	Classic Nuplaglas Roof Ventilation Pole, Round w/ grip (RH-10D)	10'	D	1	11.1 lb
36568	Classic Nuplaglas Roof Ventilation Pole, Round w/ grip (RH-10DA)	10'	Aluminum D	1	11.1 lb
36569	Classic Nuplaglas Roof Ventilation Pole, Round (RH-12S)	12'	-	1	10.4 lb
36571	Classic Nuplaglas Roof Ventilation Pole, Round w/ grip (RH-12D)	12'	D	1	11.9 lb
36572	Classic Nuplaglas Roof Ventilation Pole, Round w/ grip (RH-12DA)	12'	Aluminum D	1	11.9 lb
36573	Classic Nuplaglas Roof Ventilation Pole, Round (RH-14S)	14'	-	1	11.2 lb
36574	Classic Nuplaglas Roof Ventilation Pole, Round w/ grip (RH-14D)	14'	D	1	12.7 lb
36575	Classic Nuplaglas Roof Ventilation Pole, Round w/ grip (RH-14DA)	14'	Aluminum D	1	12.7 lb
36576	Classic Nuplaglas Roof Ventilation Pole, Round (RH-16S)	16'	-	1	12 lb
36577	Classic Nuplaglas Roof Ventilation Pole, Round w/ grip (RH-16D)	16'	D	1	13.5 lb
36578	Classic Nuplaglas Roof Ventilation Pole, Round w/ grip (RH-16DA)	16'	Aluminum D	1	13.5 lb
36579	Classic Nuplaglas Roof Ventilation Pole, Round (RH-18S)	18'	-	1	12.8 lb
36580	Classic Nuplaglas Roof Ventilation Pole, Round w/ grip (RH-18D)	18'	D	1	14.3 lb
36581	Classic Nuplaglas Roof Ventilation Pole, Round w/ grip (RH-18DA)	18'	Aluminum D	1	14.3 lb
36582	Classic Nuplaglas Roof Ventilation Pole, Round (RH-20S)	20'	-	1	13.6 lb
36583	Classic Nuplaglas Roof Ventilation Pole, Round w/ grip (RH-20D)	20'	D	1	15.1 lb
36584	Classic Nuplaglas Roof Ventilation Pole, Round w/ grip (RH-20DA)	20'	Aluminum D	1	15.1 lb
36585	Classic Nuplaglas Roof Ventilation Pole, Round (RH-25S)	25'	-	1	15.6 lb
35258	Classic Nuplaglas Ceiling Hook Pole, Round (CWH-4Y)	4'	-	1	5.5 lb
35616	Classic Nuplaglas Ceiling Hook Pole, Round (CWH-4YD)	4'	D	1	5.5 lb
35577	Classic Nuplaglas Ceiling Hook Pole, Round (CWH-4YDA)	4'	Aluminum D	1	5.5 lb
35259	Classic Nuplaglas Ceiling Hook Pole, Round (CWH-6Y)	6'	-	1	6 lb
35256	Classic Nuplaglas Ceiling Hook Pole, Round (CWH-6YD)	6'	D	1	6 lb
35254	Classic Nuplaglas Ceiling Hook Pole, Round (CWH-6YDA)	6'	Aluminum D	1	6 lb
35578	Classic Nuplaglas Ceiling Hook Pole, Round (CWH-8YD)	8'	D	1	7.5 lb
35582	Classic Nuplaglas Ceiling Hook Pole, Round (CWH-10Y)	10'	-	1	9 lb
35579	Classic Nuplaglas Ceiling Hook Pole, Round (CWH-10YD)	10'	D	1	9 lb
35580	Classic Nuplaglas Ceiling Hook Pole, Round (CWH-12YD)	12'	D	1	10 lb
35470	Super-Duty Ceiling Hook I-Beam Pole (CWH-4S)	4'	-	1	6.5 lb
35466	Super-Duty Ceiling Hook I-Beam Pole (CWH-4SD)	4'	D	1	6.5 lb
35572	Super-Duty Ceiling Hook I-Beam Pole (CWH-4SDA)	4'	Aluminum D	1	6.5 lb
35257	Super-Duty Ceiling Hook I-Beam Pole (CWH-6S)	6'	-	1	7.5 lb
35251	Super-Duty Ceiling Hook I-Beam Pole (CWH-6SD)	6'	D	1	7.5 lb
35573	Super-Duty Ceiling Hook I-Beam Pole (CWH-6SDA)	6'	Aluminum D	1	7.5 lb
35581	Super-Duty Ceiling Hook I-Beam Pole (CWH-10SD)	10'	D	1	12 lb

STRIKING

AXES

DIGGING

MAINTENANCE

AUTOMOTIVE

NUPRO

FORESTRY

FIRE

HANDLES

SPECIALTY PIKE POLES

TWO-PIECE PIKE POLE KITS

- All two-piece pike pole kits come with (1) handle section, (1) pike/hook section and an assembly kit



NEW! COMBO GRIP PIKE POLES



**FORCIBLE
ENTRY GRIP**

PART NO.	DESCRIPTION	LENGTH	GRIP STYLE	STD. PACK	STD. PACK WEIGHT
36141	Classic Nuplaglas Forcible Entry Pike Pole	3'	Combo	1	8.3 lb
36142	Classic Nuplaglas Forcible Entry Pike Pole	4'	Combo	1	8.75 lb
36143	Classic Nuplaglas Forcible Entry Pike Pole	5'	Combo	1	9.5 lb
36154	Forcible Entry Combo Grip Replacement, w/ Epoxy Kit	-	Combo	1	3.25 lb

PART NO.	DESCRIPTION	SECTION LENGTH		TOTAL LENGTH	GRIP STYLE	STD. PACK	STD. PACK WEIGHT
		HANDLE	PIKE/HOOK				
36750	2-Piece Classic Nuplaglas Pike Pole, Round w/ grip	5'	3'	8'	Butt	1	8.3 lb
36751	2-Piece Classic Nuplaglas Pike Pole, Round w/ grip	5'	5'	10'	Butt	1	9.1 lb
36752	2-Piece Classic Nuplaglas Pike Pole, Round w/ grip	6'	6'	12'	Butt	1	10 lb
36753	2-Piece Classic Nuplaglas Pike Pole, Round w/ grip	5'	3'	8'	D	1	9.8 lb
36754	2-Piece Classic Nuplaglas Pike Pole, Round w/ grip	5'	5'	10'	D	1	10.6 lb
36755	2-Piece Classic Nuplaglas Pike Pole, Round w/ grip	6'	6'	12'	D	1	11.4 lb
36756	2-Piece Classic Nuplaglas Pike Pole, Round w/ grip	5'	3'	8'	Aluminum D	1	11.3 lb
36757	2-Piece Classic Nuplaglas Pike Pole, Round w/ grip	5'	5'	10'	Aluminum D	1	12.1 lb
36758	2-Piece Classic Nuplaglas Pike Pole, Round w/ grip	6'	6'	12'	Aluminum D	1	13 lb
36759	2-Piece Classic Nuplaglas Roof Vent/Trash Hook Pole, Round w/ grip	5'	3'	8'	Butt	1	9.8 lb
36760	2-Piece Classic Nuplaglas Roof Vent/Trash Hook Pole, Round w/ grip	5'	5'	10'	Butt	1	10.6 lb
36761	2-Piece Classic Nuplaglas Roof Vent/Trash Hook Pole, Round w/ grip	6'	6'	12'	Butt	1	11.4 lb
36762	2-Piece Classic Nuplaglas Roof Vent/Trash Hook Pole, Round w/ grip	5'	3'	8'	D	1	11.3 lb
36763	2-Piece Classic Nuplaglas Roof Vent/Trash Hook Pole, Round w/ grip	5'	5'	10'	D	1	12.1 lb
36764	2-Piece Classic Nuplaglas Roof Vent/Trash Hook Pole, Round w/ grip	6'	6'	12'	D	1	13 lb
36765	2-Piece Classic Nuplaglas Roof Vent/Trash Hook Pole, Round w/ grip	5'	3'	8'	Aluminum D	1	11.3 lb
36766	2-Piece Classic Nuplaglas Roof Vent/Trash Hook Pole, Round w/ grip	5'	5'	10'	Aluminum D	1	12.1 lb
36767	2-Piece Classic Nuplaglas Roof Vent/Trash Hook Pole, Round w/ grip	6'	6'	12'	Aluminum D	1	13 lb

STRIKING

AXES

DIGGING

MAINTENANCE

AUTOMOTIVE

NUPRO

FORESTRY

FIRE

HANDLES

SPECIALTY PIKE POLES

NuPole™ Fire System



**FIRE SWATTER
HEAD**

PIKE HEAD

**VENTILATION
HOOK HEAD**

PART NO.	DESCRIPTION	LENGTH	HEAD TYPE OR GRIP STYLE	STD. PACK	STD. PACK WEIGHT
36625	NuPole Fire System - Classic Nuplaglas Pole, Round (E-YPD)	3'	Pike Head	1	4 lb
36626	NuPole Fire System - Classic Nuplaglas Pole, Round (E-RH)	3'	Ventilation Hook Head	1	5.75 lb
36633	NuPole Fire System - Classic Nuplaglas Pole, Round (E-CWH)	3'	Ceiling/Wall Hook Head	1	4 lb
36634	NuPole Fire System - Classic Nuplaglas Pole, Round (E-SFR)	3'	Fire Rake Head	1	3.5 lb
36635	NuPole Fire System - Classic Nuplaglas Pole, Round (E-FHR)	3'	U.S. Forest Service "McLeod" Hoe/Rake Head	1	5 lb
36636	NuPole Fire System - Classic Nuplaglas Pole, Round (E-FSW)	3'	Fire Swatter	1	4.5 lb
36620	NuPole Fire System - Classic Nuplaglas Pole, Round (E-BG)	3'	Butt Grip End	1	3 lb
36639	NuPole Fire System - Classic Nuplaglas Pole, Round (E-BG-6)	6'	Butt Grip End	1	1.8 lb
36621	NuPole Fire System - Classic Nuplaglas Pole, Round (E-SDG)	3'	Steel D Grip End	1	3.75 lb
36622	NuPole Fire System - Classic Nuplaglas Pole, Round (E-ADG)	3'	Aluminum D Grip End	1	3.75 lb
36602	NuPole Fire System - Classic Nuplaglas Pole, Round (E-2)	2'	Extension	1	2.15 lb
36603	NuPole Fire System - Classic Nuplaglas Pole, Round (E-3)	3'	Extension	1	2.75 lb
36604	NuPole Fire System - Classic Nuplaglas Pole, Round (E-4)	4'	Extension	1	3.2 lb
36627	NuPole Fire System Roof Kit - Classic Nuplaglas, Round, Includes: Pike Head, Vent Hook, Steel D Grip & 4' Extension (E-RK)			1	16.75 lb

STRIKING

AXES

DIGGING

MAINTENANCE

AUTOMOTIVE

NUPRO

FORESTRY

FIRE

HANDLES

FIRE AXES

Ergo-Power®, Classic Nuplaglas® & Hickory




PART NO.	DESCRIPTION	HEAD WEIGHT	HANDLE LENGTH	GRIP STYLE	STD. PACK	STD. PACK WEIGHT
33660	Ergo-Power Flat Head Axe (FP-6ESG)	6 lb	32"	SG	2	17 lb
33661	Ergo-Power Flat Head Axe (FP-6LESG)	6 lb	36"	SG	2	17 lb
31660	Ergo-Power Pick Head Axe (AP-6ESG)	6 lb	32"	SG	2	17 lb
31661	Ergo-Power Pick Head Axe (AP-L6ESG)	6 lb	36"	SG	2	17 lb
31685	Ergo-Power Pick Head Axe, Slim Line Handle (APC 6E-28)	6 lb	28"	Single Bit	2	17 lb
31686	Ergo-Power Pick Head Axe, Slim Line Handle (APC 6E-32)	6 lb	32"	Single Bit	2	17 lb
31687	Ergo-Power Pick Head Axe, Slim Line Handle (APC 6E-36)	6 lb	36"	Single Bit	2	17 lb
31688	Ergo-Power Flat Head Axe, Slim Line Handle (FPC 6E)	6 lb	36"	Single Bit	2	17 lb
31672	Replacement Ergo-Power Slim Line Handle w/ epoxy	-	28"	Single Bit	1	3 lb
31673	Replacement Ergo-Power Slim Line Handle w/ epoxy	-	32"	Single Bit	1	3 lb
31674	Replacement Ergo-Power Slim Line Handle w/ epoxy	-	36"	Single Bit	1	3 lb
31064	Classic Nuplaglas Pick Head Axe (AP-6-24)	6 lb	24"	Single Bit	2	15.75 lb
31062	Classic Nuplaglas Pick Head Axe (AP-6-28)	6 lb	28"	Single Bit	2	16.25 lb
31063	Classic Nuplaglas Pick Head Axe (AP-6-32)	6 lb	32"	Single Bit	2	16.75 lb
31060	Classic Nuplaglas Pick Head Axe (AP-6-36)	6 lb	36"	Single Bit	2	17 lb
33060	Classic Nuplaglas Flat Head Axe (FP-6)	6 lb	36"	Single Bit	2	17 lb
06205	Hickory Pick Head Axe (APW-6-28)	6 lb	28"	-	2	13.5 lb
06206	Hickory Pick Head Axe (APW-6-32)	6 lb	32"	-	2	13.8 lb
06207	Hickory Pick Head Axe (APW-6-36)	6 lb	36"	-	2	14 lb
06210	Hickory Flat Head Axe (FPW-6-28)	6 lb	28"	-	2	13.5 lb
06211	Hickory Flat Head Axe (FPW-6-32)	6 lb	32"	-	2	13.8 lb
06212	Hickory Flat Head Axe (FPW-6-36)	6 lb	36"	-	2	14 lb
06159	Replacement Hickory Handle Kit - Fits Double Bit Axe	1.55 lb	32"	-	1	2.05 lb
06160	Replacement Hickory Handle Kit - Fits Double Bit Axe	1.75 lb	36"	-	1	2.25 lb
06161	Replacement Hickory Handle Kit - Fits Single Bit Axe	1.55 lb	32"	-	1	2.05 lb
06162	Replacement Hickory Handle Kit - Fits Single Bit Axe	1.75 lb	36"	-	1	2.25 lb

HALLIGAN TOOLS

- Non-conductive Nuplaglas Composite handle is up to 35% lighter than comparable tools
- Nickel-plated steel ends to prevent rust
- Tough, ribbed polypropylene jacket for a non-slip grip
- Available in 3 lengths



MARRYING STRAP



FIRE SAFETY YELLOW



POLICE/SWAT BLACK



PART NO.	DESCRIPTION	NOMINAL WEIGHT	LENGTH	STD. PACK	STD. PACK WEIGHT
33803	Classic Nuplaglas Steel Claw & Pry Halligan Tool, Yellow (Fire)	8.4 lb	24"	1	9.8 lb
33800	Classic Nuplaglas Steel Claw & Pry Halligan Tool, Yellow (Fire)	8.8 lb	30"	1	10.6 lb
33801	Classic Nuplaglas Steel Claw & Pry Halligan Tool, Yellow (Fire)	9.4 lb	36"	1	10.8 lb
33802	Halligan/Axe Marrying Strap, Velcro (Fits 24" and 30")	0.33 lb	18"	4	2 lb
34025	Classic Nuplaglas Steel Claw & Pry Halligan Tool, Black (Police/Swat)	8.4 lb	24"	1	9.8 lb
34026	Classic Nuplaglas Steel Claw & Pry Halligan Tool, Black (Police/Swat)	8.8 lb	30"	1	10.6 lb
34027	Classic Nuplaglas Steel Claw & Pry Halligan Tool, Black (Police/Swat)	9.4 lb	36"	1	10.8 lb

PULASKI AXES



FIRE SWATTER

FIRE RAKE & MCLEOD TOOLS

PART NO.	DESCRIPTION	HEAD WEIGHT	HANDLE LENGTH	GRIP STYLE	STD. PACK	STD. PACK WEIGHT
31675	Ergo-Power Pulaski Axe (PA375-ESG)	3.5 lb	32"	SG	2	17 lb
31775	Ergo-Power Pulaski Axe (PA375-ECS)	3.5 lb	32"	CS	2	17 lb
31676	Ergo-Power Pulaski Axe (PA375-LESG)	3.5 lb	36"	SG	2	17 lb
31776	Ergo-Power Pulaski Axe (PA375-LECS)	3.5 lb	36"	CS	2	17 lb
31375	Classic Nuplaglas Pulaski Axe (PA375-36)	3.5 lb	36"	Double Bit	2	13 lb
06202	Hickory Pulaski Axe (PAW375-36)	3.5 lb	36"	-	2	8.2 lb
06160	Replacement Hickory Handle Kit	1.75 lb	36"	-	1	2.25 lb
69216	Classic Nuplaglas U.S. Forest Service "McLeod" Fire Tool (FHR-48)	-	48"	Butt	1	15 lb
79216	Pro-Tec U.S. Forest Service "McLeod" Fire Tool (FHR-48P)	-	48"	Butt	1	15 lb
69214	Classic Nuplaglas Fire Rake (SFR-4)	-	60"	Butt	1	5 lb
69215	Classic Nuplaglas Fire Swatter (FSW-15)	-	60"	Butt	6	30 lb

REPLACEMENT HANDLES

Nuplabond® Striking Tool Handles - Classic Nuplaglas®

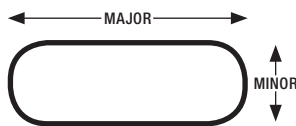
(AE) / (A) KITS:
Individual Handle w/ Epoxy

(CIPE) / (CIP) KITS:
Multi-Handle Packs w/ Epoxy

(IPE) / (IP) KITS:
Multi-Handle Packs w/o Epoxy



Nuplaglas®
Cross Section Chart



GLASS SIZE	MAJOR (INCH)	MINOR (INCH)
43	0.433	0.297
51	0.520	0.359
65	0.641	0.424
75	0.735	0.453
85	0.842	0.539
95	0.961	0.586
100	0.966	0.742
118	1.124	0.772
122	1.176	0.947
140	1.363	0.985

PART NO.	DESCRIPTION	EPOXY INCLUDED?	LENGTH	GRIP STYLE	STD. PACK	STD. PACK WEIGHT
59431	Fits 4 oz Ball Pein (A 4311)	Yes	11"	H	1	0.5 lb
59512	Fits 8 oz Ball Pein (A 5112)	Yes	12"	H	1	0.5 lb
59653	Fits 12 oz Ball Pein/ 7 oz Claw (A 6513)	Yes	13"	H	1	0.5 lb
59753	Fits 16-20 oz Ball Pein/ 13 oz Claw (A 7513)	Yes	13"	H	1	0.75 lb
59759	Fits 16-20 oz Ball Pein/ 13 oz Claw (A 7513SG)	Yes	13"	SG	1	0.75 lb
59754	Fits 16-20 oz Ball Pein/ 13 oz Claw (A 7514)	Yes	14"	H	1	0.75 lb
59755	Fits 16-20 oz Ball Pein/ 13 oz Claw (A 7514SG)	Yes	14"	SG	1	0.85 lb
59756	Fits 16-20 oz Ball Pein/ 13 oz Claw (A 7516)	Yes	16"	H	1	0.85 lb
59850	Fits 2 lb Hand Drilling (A 8510)	Yes	10"	C	1	0.85 lb
59855	Fits 2 lb Hand Drilling (A 8511)	Yes	11"	C	1	1 lb
59852	Fits 2 lb Hand Drilling/ 24 oz Bricklayer (A 8512)	Yes	12"	C	1	1 lb
59851	Fits 2 lb Hand Drilling/ 24 oz Bricklayer (A 8512SG)	Yes	12"	SG	1	1 lb
59853	Fits 16 oz Claw/Ripping (A 8513)	Yes	13"	H	1	1 lb
59854	Fits 16 oz Claw/Ripping / 24-32 oz Ball Pein / 2 lb Sledge (A 8514)	Yes	14"	H	1	1 lb
59859	Fits 16 oz Claw/Ripping / 24-32 oz Ball Pein / 2 lb Sledge (A 8514SG)	Yes	14"	SG	1	1 lb
59856	Fits 40 oz Ball Pein (A 8516)	Yes	16"	H	1	1.25 lb
59858	Fits 40 oz Ball Pein (A 8516SG)	Yes	16"	SG	1	1.25 lb
59942	Fits 3-4 lb Hand Drilling (A 9412)	Yes	12"	C	1	1 lb
59950	Fits 3-4 lb Hand Drilling (A 9510)	Yes	10"	C	1	1 lb
59958	Fits 3-4 lb Hand Drilling (A 9512SG)	Yes	12"	SG	1	1 lb
59954	Fits 3-4 lb Sledge (A 9514)	Yes	14"	C	1	1.25 lb
59959	Fits 3-4 lb Sledge (A 9514-SG)	Yes	14"	SG	1	1.25 lb
59956	Fits 48 oz Ball Pein (A 9516)	Yes	16"	C	1	1.25 lb
59957	Fits 48 oz Ball Pein (A 9516-SG)	Yes	16"	SG	1	1.25 lb
59028	Fits 6-8 lb Sledge, small eye (A 10028)	Yes	28"	CS	1	1.5 lb
59002	Fits 6-8 lb Sledge, small eye (A 10032)	Yes	32"	CS	1	1.75 lb
59036	Fits 6-8 lb Sledge, small eye (A 10036)	Yes	36"	CS	1	1.85 lb
59179	Fits 6-20 lb Sledge/6-8 lb Maul (A 11810)	Yes	10"	CS	1	1.55 lb
59180	Fits 6-20 lb Sledge/6-8 lb Maul (A 11814)	Yes	14"	CS	1	1.65 lb
59185	Fits 6-20 lb Sledge/6-8 lb Maul (A 11815)	Yes	15"	CS	1	1.75 lb
59187	Fits 6-20 lb Sledge/6-8 lb Maul (A 11816)	Yes	16"	CS	1	1.8 lb
59188	Fits 6-20 lb Sledge/6-8 lb Maul (A 11818)	Yes	18"	CS	1	1.85 lb
59184	Fits 6-20 lb Sledge/6-8 lb Maul (A 11824)	Yes	24"	CS	1	2.25 lb
59182	Fits 6-20 lb Sledge/6-8 lb Maul (A 11832)	Yes	32"	CS	1	2.75 lb
59190	Fits 6-20 lb Sledge/6-8 lb Maul (A 11832SG)	Yes	32"	CS	1	2.75 lb
59186	Fits 6-20 lb Sledge/6-8 lb Maul (A 11836)	Yes	36"	CS	1	3 lb
59189	Fits 6-20 lb Sledge/6-8 lb Maul (A 11836SG)	Yes	36"	CS	1	3 lb
59224	Fits 6-20 lb Sledge, large eye hole (A 12224)	Yes	24"	CS	1	2.5 lb
59222	Fits 6-20 lb Sledge, large eye hole (A 12232)	Yes	32"	CS	1	3 lb
59246	Fits 6-20 lb Sledge, large eye hole (A 14036)	Yes	36"	CS	1	3.25 lb
57431	Fits 4 oz Ball Pein (CIP 4311)	Yes	11"	H	10	4 lb
57512	Fits 8 oz Ball Pein (CIP 5112)	Yes	12"	H	10	4 lb
57653	Fits 12 oz Ball Pein / 7 oz Claw (CIP 6513)	Yes	13"	H	10	6 lb
57753	Fits 16-20 oz Ball Pein / 13 oz Claw (CIP 7513)	Yes	13"	H	10	6.25 lb
57754	Fits 16-20 oz Ball Pein / 13 oz Claw (CIP 7514)	Yes	14"	H	10	6.5 lb
57755	Fits 16-20 oz Ball Pein / 13 oz Claw (CIP 7514SG)	Yes	14"	SG	10	6.5 lb
57756	Fits 16-20 oz Ball Pein / 13 oz Claw (CIP 7516)	Yes	16"	H	10	7 lb
57850	Fits 2 lb Hand Drilling (CIP 8510)	Yes	10"	C	10	6.75 lb
57852	Fits 2 lb Hand Drilling / 24 oz Bricklayer (CIP 8512)	Yes	12"	C	10	7.25 lb
57853	Fits 16 oz Claw/Ripping (CIP 8513)	Yes	13"	H	10	7 lb
57854	Fits 16 oz Claw/Ripping / 24-32 oz Ball Pein / 2 lb Sledge (CIP 8514)	Yes	14"	H	10	7.5 lb
57855	Fits 16 oz Claw/Ripping / 24-32 oz Ball Pein / 2 lb Sledge (CIP 8514SG)	Yes	14"	SG	10	7.5 lb
57856	Fits 40 oz Ball Pein (CIP 8516)	Yes	16"	H	10	8.5 lb
57857	Fits 40 oz Ball Pein (CIP 8516SG)	Yes	16"	SG	10	8.5 lb
57942	Fits 3-4 lb Hand Drilling (CIP 9412)	Yes	12"	C	5	4.5 lb
57950	Fits 3-4 lb Hand Drilling (CIP 9510)	Yes	10"	C	5	4.5 lb
57954	Fits 3-4 lb Sledge (CIP 9514)	Yes	14"	C	5	5.5 lb
57955	Fits 3-4 lb Sledge (CIP 9514SG)	Yes	14"	SG	5	5.5 lb

REPLACEMENT HANDLES

Nuplabond® Striking Tool Handles - Classic Nuplaglas®

PART NO.	DESCRIPTION	EPOXY INCLUDED?	LENGTH	GRIP STYLE	STD. PACK	STD. PACK WEIGHT
57956	Fits 48 oz Ball Pein (CIP 9516)	Yes	16"	C	5	6 lb
57957	Fits 48 oz Ball Pein (CIP 9516SG)	Yes	16"	SG	5	6 lb
57958	Fits 48 oz Ball Pein (CIP 9518)	Yes	18"	CS	5	9.5 lb
57003	Fits 6-8 lb Sledge, small eyehole (CIP 10024)	Yes	24"	CS	5	8.5 lb
57025	Fits 6-8 lb Sledge, small eyehole (CIP 10025)	Yes	25"	CS	5	8.5 lb
57002	Fits 6-8 lb Sledge, small eyehole (CIP 10032)	Yes	32"	CS	5	9.5 lb
57181	Fits 6-20 lb Sledge / 6-8 lb Maul (CIP 11810)	Yes	10"	CS	5	7 lb
57188	Fits 6-20 lb Sledge / 6-8 lb Maul (CIP 11818)	Yes	18"	CS	5	8.5 lb
57184	Fits 6-20 lb Sledge / 6-8 lb Maul (CIP 11824)	Yes	24"	CS	5	9.5 lb
57182	Fits 6-20 lb Sledge / 6-8 lb Maul (CIP 11832)	Yes	32"	CS	5	13 lb
57186	Fits 6-20 lb Sledge / 6-8 lb Maul (CIP 11836)	Yes	36"	CS	5	14.5 lb
57189	Fits 6-20 lb Sledge / 6-8 lb Maul (CIP 11836SG)	Yes	36"	SG	5	14.5 lb
57222	Fits 6-8 lb Sledge, large eyehole (CIP 12232)	Yes	32"	CS	5	15 lb
57226	Fits 6-8 lb Sledge, large eyehole (CIP 12236-4CS)	Yes	36"	CS	5	16.5 lb
57242	Fits 6-8 lb Sledge, large eyehole (CIP 14032-5CS)	Yes	32"	CS	5	18 lb
57246	Fits 6-8 lb Sledge, large eyehole (CIP 14036-5CS)	Yes	36"	CS	5	19.5 lb
61431	Fits 4 oz Ball Pein (IP 4311)	No	11"	H	10	4 lb
61512	Fits 8 oz Ball Pein (IP 5112)	No	12"	H	10	4 lb
61653	Fits 12 oz Ball Pein / 7 oz Claw (IP 6513)	No	13"	H	10	6 lb
61753	Fits 16-20 oz Ball Pein / 13 oz Claw (IP 7513)	No	13"	H	10	6.25 lb
61754	Fits 16-20 oz Ball Pein / 13 oz Claw (IP 7514)	No	14"	H	10	6.5 lb
61755	Fits 16-20 oz Ball Pein / 13 oz Claw (IP 7514SG)	No	14"	SG	10	6.5 lb
61756	Fits 16-20 oz Ball Pein / 13 oz Claw (IP 7516)	No	16"	H	10	7 lb
61850	Fits 2 lb Hand Drilling (IP 8510)	No	10"	C	10	6.75 lb
61852	Fits 2 lb Hand Drilling / 24 oz Bricklayer (IP 8512)	No	12"	C	10	7.25 lb
61853	Fits 16 oz Claw/Ripping (IP 8513)	No	13"	H	10	7 lb
61854	Fits 16 oz Claw/Ripping / 24-32 oz Ball Pein / 2 lb Sledge (IP 8514)	No	14"	H	10	7.5 lb
61855	Fits 16 oz Claw/Ripping / 24-32 oz Ball Pein / 2 lb Sledge (IP 8514SG)	No	14"	SG	10	7.5 lb
61856	Fits 40 oz Ball Pein (IP 8516)	No	16"	H	10	8.5 lb
61857	Fits 40 oz Ball Pein (IP 8516SG)	No	16"	SG	10	8.5 lb
61942	Fits 3-4 lb Hand Drilling (IP 9412)	No	12"	C	5	4.5 lb
61950	Fits 3-4 lb Hand Drilling (IP 9410)	No	10"	C	5	4.5 lb
61954	Fits 3-4 lb Sledges (IP 9514)	No	14"	C	5	5.5 lb
61959	Fits 3-4 lb Sledges (IP 9514SG)	No	14"	SG	5	5.5 lb
61956	Fits 48 oz Ball Pein (IP 9516)	No	16"	C	5	6 lb
61957	Fits 48 oz Ball Pein (IP 9516SG)	No	16"	SG	5	6 lb
61960	Fits 48 oz Ball Pein (IP 9518)	No	18"	C	5	9.5 lb
61003	Fits 6-8 lb Sledge, small eye hole (IP 10024)	No	24"	CS	5	8.5 lb
61004	Fits 6-8 lb Sledge, small eye hole (IP 10025)	No	25"	CS	5	8.5 lb
61002	Fits 6-8 lb Sledge, small eye hole (IP 10032)	No	32"	CS	5	9.5 lb
61180	Fits 6-20 lb Sledge/6-8 lb Maul (IP 11810)	No	10"	CS	5	7 lb
61188	Fits 6-20 lb Sledge/6-8 lb Maul (IP 11818)	No	18"	CS	5	8.5 lb
61184	Fits 6-20 lb Sledge/6-8 lb Maul (IP 11824)	No	24"	CS	5	9.5 lb
61182	Fits 6-20 lb Sledge/6-8 lb Maul (IP 11832)	No	32"	CS	5	13 lb
61186	Fits 6-20 lb Sledge/6-8 lb Maul (IP 11836)	No	36"	CS	5	14.5 lb
61189	Fits 6-20 lb Sledge/6-8 lb Maul (IP 11836SG)	No	36"	SG	5	14.5 lb
61222	Fits 6-20 lb Sledge, large eye hole (IP 12232)	No	32"	CS	5	15 lb
61226	Fits 6-20 lb Sledge, large eye hole (IP 12236-4CS)	No	35"	CS	5	16.5 lb
61142	Fits 6-20 lb Sledge, large eye hole (IP 14032-5CS)	No	32"	CS	5	18 lb
61146	Fits 6-20 lb Sledge, large eye hole (IP 14036-5CS)	No	36"	CS	5	19.5 lb

Nuplabond® Epoxy Kits & Bulk

PART NO.	DESCRIPTION	SIZE	STD. PACK	STD. PACK WEIGHT
39012	Nuplabond A/B, For Small Hammers (BK-12)	12 gr	1	0.25 lb
39024	Nuplabond A/B, For Sledge Hammers (BK-24)	24 gr	1	0.25 lb
39072	Nuplabond A/B, For Axes (HK-147)	72 gr	1	0.38 lb
39132	Nuplabond A/B, For Bulkpacks (BK1PE-132)	4 oz	1	0.65 lb
41110	Nuplabond A (NBA-16)	1 pint	1	1.25 lb
41210	Nuplabond B (NBB-16)	1 pint	1	1.25 lb
41120	Nuplabond A (NBA-32)	1 quart	1	2.25 lb
41220	Nuplabond B (NBB-32)	1 quart	1	2.25 lb
41180	Nuplabond A (NBA-128)	1 gallon	1	8.5 lb
41280	Nuplabond B (NBB-128)	1 gallon	1	8.5 lb



STRIKING

AXES

DIGGING

MAINTENANCE

AUTOMOTIVE

NUPRO

FORESTRY

FIRE

HANDLES

REPLACEMENT HANDLES

Striking Tool & Axe Handles



PART NO.	DESCRIPTION	EPOXY INCLUDED?	LENGTH	GRIP STYLE	STD. PACK	STD. PACK WEIGHT
59300	Ergo-Power Striking Tool, Fits all heads w/ 1" eyeholes (AE7510SG)	Yes	10"	SG	1	0.6 lb
59305	Ergo-Power Striking Tool, Fits all heads w/ 1" eyeholes (AE7512SG)	Yes	12"	SG	1	0.7 lb
59310	Ergo-Power Striking Tool, Fits all heads w/ 1" eyeholes (AE7514SG)	Yes	14"	SG	1	0.8 lb
59320	Ergo-Power Striking Tool, Fits all heads w/ 1" eyeholes (AE7518SG)	Yes	18"	SG	1	1 lb
57325	Ergo-Power Striking Tool, Fits all heads w/ 1" eyeholes (CPIE7510SG)	Yes	10"	SG	10	12 lb
57330	Ergo-Power Striking Tool, Fits all heads w/ 1" eyeholes (CPIE7512SG)	Yes	12"	SG	10	14 lb
57335	Ergo-Power Striking Tool, Fits all heads w/ 1" eyeholes (CPIE7514SG)	Yes	14"	SG	10	16 lb
57340	Ergo-Power Striking Tool, Fits all heads w/ 1" eyeholes (CPIE7516SG)	Yes	16"	SG	10	18 lb
57345	Ergo-Power Striking Tool, Fits all heads w/ 1" eyeholes (CPIE7518SG)	Yes	18"	SG	10	20 lb
62100	Ergo-Power Striking Tool, Fits all heads w/ 1" eyeholes (IPE7510SG)	No	10"	SG	10	6 lb
62105	Ergo-Power Striking Tool, Fits all heads w/ 1" eyeholes (IPE7512SG)	No	12"	SG	10	7 lb
62110	Ergo-Power Striking Tool, Fits all heads w/ 1" eyeholes (IPE7514SG)	No	14"	SG	10	8 lb
62120	Ergo-Power Striking Tool, Fits all heads w/ 1" eyeholes (IPE7518SG)	No	18"	SG	10	10 lb
59816	Ergo-Power Slugging Hammer (AE110-16SG)	Yes	16"	SG	1	lb
59832	Ergo-Power Sledge/Maul Nuplabond (AE132SG)	Yes	32"	SG	1	3.44 lb
59836	Ergo-Power Sledge/Maul Nuplabond (AE132CS)	Yes	32"	CS	1	3.44 lb
59834	Ergo-Power Sledge/Maul Nuplabond (AE136SG)	Yes	36"	SG	1	3.44 lb
59837	Ergo-Power Sledge/Maul Nuplabond (AE136CS)	Yes	36"	CS	1	3.44 lb
57832	Ergo-Power Sledge/Maul Nuplabond (CIPE132SG)	Yes	32"	SG	5	5 lb
57810	Ergo-Power Sledge/Maul Nuplabond (CIPE132CS)	Yes	32"	CS	5	5 lb
57834	Ergo-Power Sledge/Maul Nuplabond (CIPE136SG)	Yes	36"	SG	5	5 lb
57836	Ergo-Power Sledge/Maul Nuplabond (CIPE136CS)	Yes	36"	CS	5	5 lb
62150	Ergo-Power Sledge/Maul Nuplabond (IPE132SG)	No	32"	SG	5	5 lb
62152	Ergo-Power Sledge/Maul Nuplabond (IPE132CS)	No	32"	CS	5	5 lb
62155	Ergo-Power Sledge/Maul Nuplabond (IPE136SG)	No	36"	SG	5	5 lb
62157	Ergo-Power Sledge/Maul Nuplabond (IPE136CS)	No	36"	CS	5	5 lb
55600	Ergo-Power Axe/Pulaski Axe (EAX132SG)	No	32"	SG	1	3 lb
55603	Ergo-Power Axe/Pulaski Axe (EAX132CS)	No	32"	CS	1	3 lb
55606	Ergo-Power Double Bit Axe/Pulaski Axe (EAX136SG)	No	36"	SG	1	3 lb
55608	Ergo-Power Double Bit Axe/Pulaski Axe (EAX136CS)	No	36"	CS	1	3 lb
31672	Ergo-Power Slimline Axe (EXC128)	No	28"		1	3 lb
31673	Ergo-Power Slimline Axe (EXC132)	No	32"		1	3 lb
31674	Ergo-Power Slimline Axe (EXC136)	No	36"		1	3 lb
57820	Ergo-Power Axe/Pulaski Axe (CIPEAX132SG)	Yes	32"	SG	5	5 lb
57822	Ergo-Power Axe/Pulaski Axe (CIPEAX132CS)	Yes	32"	CS	5	5 lb
57824	Ergo-Power Double Bit Axe/Pulaski Axe (CIPEAX136SG)	Yes	36"	SG	5	5 lb
57826	Ergo-Power Double Bit Axe/Pulaski Axe (CIPEAX136CS)	Yes	36"	CS	5	5 lb
62160	Ergo-Power Axe/Pulaski Axe (IPEAX132SG)	No	32"	SG	5	5 lb
62162	Ergo-Power Axe/Pulaski Axe (IPEAX132CS)	No	32"	CS	5	5 lb
62165	Ergo-Power Double Bit Axe/Pulaski Axe (IPEAX136SG)	No	36"	SG	5	5 lb
62167	Ergo-Power Double Bit Axe/Pulaski Axe (IPEAX136CS)	No	36"	CS	5	5 lb
55551	Ergo-Power Pick/Mattock, #6 eyehole (NS6-1ESG)	No	36"	SG	1	3.2 lb
55552	Ergo-Power Pick/Mattock, #6 eyehole (NS6-1ECS)	No	36"	CS	1	3.5 lb
55553	Ergo-Power Pick/Mattock, #6 eyehole (IPNS6-1ESG)	Yes	36"	SG	5	17.5 lb
55555	Ergo-Power Pick/Mattock, #6 eyehole (IPNS6-1ECS)	Yes	36"	CS	5	17.5 lb
55235	Classic Nuplaglas Single Bit Axe, thin eye hole (B-139-34-S)	No	34"		1	2.5 lb
55390	Classic Nuplaglas Pulaski Axe (B-139D)	No	36"		1	2.5 lb
55473	Classic Nuplaglas Single Bit Axe/Bush Hook (A-147S)	No	32"		1	2.8 lb
55470	Classic Nuplaglas Single Bit Axe/Bush Hook (B-147S)	No	36"		1	3 lb
55475	Classic Nuplaglas Double Bit Axe/Bush Hook (B-147D)	No	36"		1	3 lb
55476	Classic Nuplaglas Double Bit Axe/Bush Hook (B-147D-46)	No	46"		1	4 lb
64390	Classic Nuplaglas Pulaski Axe (CIP 139D)	Yes	36"		5	14 lb
64472	Classic Nuplaglas Single Bit Axe/Bush Hook (CIP 147-28-S)	Yes	28"		5	15 lb
55474	Classic Nuplaglas Single Bit Axe/Bush Hook (A-147S)	No	32"		5	15.5 lb
64470	Classic Nuplaglas Single Bit Axe/Bush Hook (CIP 147-36-S)	Yes	36"		5	16 lb
64475	Classic Nuplaglas Double Bit Axe/Bush Hook (CIP 147D)	Yes	36"		5	15 lb
64478	Classic Nuplaglas Double Bit Axe/Bush Hook (CIP 147D-48)	Yes	48"		5	18 lb
63394	Classic Nuplaglas Pulaski Axe (IP 139D)	No	36"		5	14 lb
63468	Classic Nuplaglas Single Bit Axe/Bush Hook (IP 147-28-S)	No	28"		5	15 lb
63470	Classic Nuplaglas Single Bit Axe/Bush Hook (IP 147-36-S)	No	36"		5	16 lb
63475	Classic Nuplaglas Double Bit Axe/Bush Hook (IP 147D)	No	36"		5	15 lb
63478	Classic Nuplaglas Double Bit Axe/Bush Hook (IP 147D-48)	No	48"		5	18 lb
53060	Classic Nuplaglas Pick/Mattock, #6 eyehole (NS6-1)	No			1	3.5 lb
53061	Classic Nuplaglas Pick/Mattock, #6 eyehole (IPNS6-1)	Yes			5	16 lb
53141	Classic Nuplaglas Pick/Mattock, 140 glass, #6 eyehole (NS6-140)	No			1	4.5 lb
53140	Classic Nuplaglas Pick/Mattock, 140 glass, #6 eyehole (IPNS6-140)	Yes			5	17.5 lb

REPLACEMENT HANDLES

Mech/Loc® Handles



- Assemble with wedges, just like wood
- No epoxy needed
- Repair broken handles on the job site; no epoxy or curing time needed


PART NO.	DESCRIPTION	LENGTH	GRIP STYLE	STD. PACK	STD. PACK WEIGHT
16-20 oz Claw/Ripping Handles					
59250	Ergo-Power (ML8513ESG)	13"	SG	1	10.12 oz
59252	Ergo-Power (ML8514ESG)	14"	SG	1	11.18 oz
59254	Ergo-Power (ML8516ESG)	16"	SG	1	11.64 oz
62500	Ergo-Power (IPML8513ESG)	13"	SG	10	6.83 lb
62502	Ergo-Power (IPML8514ESG)	14"	SG	10	6.94 lb
62504	Ergo-Power (IPML8516ESG)	16"	SG	10	7.78 lb
59883	Classic Nuplaglas (ML8513)	13"	H	1	10.85 oz
59885	Classic Nuplaglas (ML8513C)	13"	C	1	12.16 oz
59884	Classic Nuplaglas (ML8514)	14"	H	1	11.11 oz
59887	Classic Nuplaglas (ML8514C)	14"	C	1	11.99 oz
59882	Classic Nuplaglas (ML8514SG)	14"	SG	1	11.99 oz
59886	Classic Nuplaglas (ML8516)	16"	H	1	13.05 oz
59889	Classic Nuplaglas (ML8516C)	16"	C	1	13.05 oz
59888	Classic Nuplaglas (ML8516SG)	16"	SG	1	13.05 oz
62863	Classic Nuplaglas (IPML8513)	13"	H	10	6.63 lb
62865	Classic Nuplaglas (IPML8513C)	13"	C	10	7.29 lb
62864	Classic Nuplaglas (IPML8514)	14"	H	10	6.72 lb
62867	Classic Nuplaglas (IPML8514C)	14"	C	10	7.27 lb
62868	Classic Nuplaglas (IPML8514SG)	14"	SG	10	7.27 lb
62866	Classic Nuplaglas (IPML8516)	16"	H	10	7.16 lb
62869	Classic Nuplaglas (IPML8516C)	16"	C	10	7.76 lb
62870	Classic Nuplaglas (IPML8516SG)	16"	SG	10	7.76 lb
58250	Ergo Display Backer Pack (RML8513ESG)	13"	SG	4	2.66 lb
58252	Ergo Display Backer Pack (RML8514ESG)	14"	SG	4	2.93 lb
58254	Ergo Display Backer Pack (RML8516ESG)	16"	SG	4	3.1 lb
59890	Classic Display Backer Pack (RML8513)	13"	H	4	2.93 lb
59891	Classic Display Backer Pack (RML8513C)	13"	C	4	2.35 lb
59892	Classic Display Backer Pack (RML8514)	14"	H	4	2.88 lb
59893	Classic Display Backer Pack (RML8514C)	14"	C	4	3.15 lb
59894	Classic Display Backer Pack (RML8516)	16"	H	4	3.15 lb
59895	Classic Display Backer Pack (RML8516C)	16"	C	4	3.46 lb
2-4 lb Hand Drilling Handles					
59906	Ergo-Power (ML9510ESG)	10"	SG	1	8.28 oz
62440	Ergo-Power (IPML9510ESG)	10"	SG	10	5.77 lb
59875	Classic Nuplaglas (ML9510C)	10"	C	1	3 lb
59876	Classic Nuplaglas (ML9510SG)	10"	SG	1	3 lb
62900	Classic Nuplaglas (IPML9510C)	10"	C	10	2.5 lb
62901	Classic Nuplaglas (IPML9510SG)	10"	SG	10	3 lb
58906	Ergo Display Backer Pack (RML9510ESG)	10"	CS	1	3.25 lb
58875	Classic Display Backer Pack (RML9510C)	10"	H	10	4 lb
58876	Classic Display Backer Pack (RML9510SG)	10"	H	10	4 lb

PART NO.	DESCRIPTION	LENGTH	GRIP STYLE	STD. PACK	STD. PACK WEIGHT
2-4 lb Sledge & Cross Pein Handles					
59900	Ergo-Power (ML9514ESG)	14"	SG	1	11.18 oz
59902	Ergo-Power (ML9516ESG)	16"	SG	1	11.46 oz
62450	Ergo-Power (IPML9514ESG)	14"	SG	10	6.87 lb
62452	Ergo-Power (IPML9516ESG)	16"	SG	10	7.66 lb
59984	Classic Nuplaglas (ML9514C)	14"	C	1	13.22 oz
59987	Classic Nuplaglas (ML9514SG)	14"	SG	1	13.22 oz
59986	Classic Nuplaglas (ML9516C)	16"	C	1	14.1 oz
59989	Classic Nuplaglas (ML9516SG)	16"	SG	1	14.1 oz
62964	Classic Nuplaglas (IPML9514C)	14"	C	10	8.46 lb
62967	Classic Nuplaglas (IPML9514SG)	14"	SG	10	8.46 lb
62966	Classic Nuplaglas (IPML9516C)	16"	C	10	8.75 lb
62969	Classic Nuplaglas (IPML9516SG)	16"	SG	10	8.75 lb
58900	Ergo Display Backer Pack (RML9514ESG)	14"	SG	4	2.93 lb
58902	Ergo Display Backer Pack (RML9516ESG)	16"	SG	4	3.15 lb
59990	Classic Display Backer Pack (RML9514C)	14"	C	4	3.5 lb
59991	Classic Display Backer Pack (RML9514SG)	14"	SG	4	3.5 lb
59992	Classic Display Backer Pack (RML9516C)	16"	C	4	3.72 lb
59993	Classic Display Backer Pack (RML9516SG)	16"	SG	4	3.72 lb
6-16 lb Sledge / 6-8 lb Maul Handles					
59800	Ergo-Power (ML132ESG)	32"	SG	1	2.77 lb
59801	Ergo-Power (ML136-ESG)	36"	SG	1	3.08 lb
62280	Ergo-Power (IPML132ESG)	32"	SG	10	24.08 lb
62284	Ergo-Power (IPML136-ESG)	36"	SG	10	27.06 lb
59200	Classic Nuplaglas (ML11832SG)	32"	SG	1	2.75 lb
59201	Classic Nuplaglas (ML11832CS)	32"	CS	1	2.75 lb
59202	Classic Nuplaglas (ML11836SG)	36"	SG	1	3.03 lb
59203	Classic Nuplaglas (ML11836CS)	36"	CS	1	3.03 lb
62210	Classic Nuplaglas (IPML11832SG)	32"	SG	10	23.53 lb
62211	Classic Nuplaglas (IPML11832CS)	32"	CS	10	23.53 lb
62212	Classic Nuplaglas (IPML11836SG)	36"	SG	10	31.3 lb
62213	Classic Nuplaglas (IPML11836CS)	36"	CS	10	31.3 lb
59796	Ergo Display Backer Pack (RML132ESG)	32"	SG	4	11.18 lb
59797	Ergo Display Backer Pack (RML132ECS)	32"	CS	4	11.18 lb
59798	Ergo Display Backer Pack (RML136-ESG)	36"	SG	4	12.37 lb
59799	Ergo Display Backer Pack (RML136-ECS)	36"	CS	4	12.37 lb
58200	Classic Display Backer Pack (RML11832SG)	32"	SG	4	8.59 lb
58201	Classic Display Backer Pack (RML11832CS)	32"	CS	4	8.33 lb
58202	Classic Display Backer Pack (RML11836SG)	36"	SG	4	9.34 lb
58203	Classic Display Backer Pack (RML11836CS)	36"	CS	4	9.08 lb
6-10 lb Slugging Handles					
59780	Ergo-Power (ML16ESG)	16"	SG	1	1.28 lb
62250	Ergo-Power (IPML16ESG)	16"	SG	10	10.25 lb
59192	Classic Nuplaglas (ML11816SG)	16"	SG	1	1.24 lb
59193	Classic Nuplaglas (ML11816CS)	16"	CS	1	1.24 lb
62205	Classic Nuplaglas (IPML11816SG)	16"	SG	10	9.81 lb
62206	Classic Nuplaglas (IPML11816CS)	16"	CS	10	9.81 lb

STRIKING
AXES
DIGGING
MAINTENANCE
AUTOMOTIVE
NUPRO
FORESTRY
FIRE
HANDLES

REPLACEMENT HANDLES

Digging & Maintenance Tool Handles




PART NO.	DESCRIPTION	LENGTH	GRIP STYLE	STD. PACK	STD. PACK WEIGHT
68804	E-Series Power Pylon Shovel/Spade (PPHL-E)	48"	-	3	9.5 lb
68806	E-Series Power Pylon Shovel/Spade (PPHD-E)	-	D	3	7 lb
68434	Classic Nuplaglas Power Shovel/Spade Pylon (PPHL)	48"	-	3	9.5 lb
68435	Classic Nuplaglas Power Shovel/Spade Pylon (PPHD)	-	D	3	7 lb
68437	Pro-Tec Power Pylon Shovel/Spade (PPHL-P)	48"	-	3	10.4 lb
68438	Pro-Tec Power Pylon Shovel/Spade (PPHL-P)	-	D	3	7.5 lb
68800	Ergo-Power Hollow/Closed Back Shovel/Scoop (48LHS-E)	48"	-	6	14.5 lb
68801	Ergo-Power Hollow/Closed Back Shovel/Scoop (27SHD-E)	27"	D	6	11.5 lb
68803	Ergo-Power Hollow/Closed Back Shovel/Scoop (30SHD-E)	30"	D	6	12.5 lb
68427	Classic Nuplaglas Hollow/Closed Back Shovel/Scoop (27SHD)	27"	D	6	11.5 lb
78427	Pro-Tec Hollow/Closed Back Shovel/Scoop (27SHD-P)	27"	D	6	11.5 lb
68430	Classic Nuplaglas Hollow/Closed Back Shovel/Scoop (30SHD)	30"	D	6	12.5 lb
78430	Pro-Tec Hollow/Closed Back Shovel/Scoop (30SHD-P)	30"	D	6	12.5 lb
68436	Classic Nuplaglas Hollow/Closed Back Shovel/Scoop (36SHD)	36"	D	6	13 lb
68446	Classic Nuplaglas Hollow/Closed Back Shovel/Scoop (48SHD)	48"	D	6	14 lb
68448	Classic Nuplaglas Hollow/Closed Back Shovel/Scoop (48LHS)	48"	-	6	14.5 lb
78448	Pro-Tec Hollow/Closed Back Shovel/Scoop (48LHS-P)	48"	-	6	14.5 lb
68460	Classic Nuplaglas Hollow/Closed Back Shovel/Scoop (60LHS)	60"	-	6	16 lb
68428	Classic Nuplaglas Solid Shank Shovel/Scoop (127D)	27"	D	6	11 lb
68449	Classic Nuplaglas Solid Shank Shovel/Scoop (48S)	48"	-	6	14 lb
68451	Classic Nuplaglas Floral Shovel/Scoop (48FLHS)	48"	-	6	10 lb
68452	Classic Nuplaglas Floral Shovel/Scoop (27FLHD)	27"	D	6	10 lb
68307	Classic Nuplaglas Clean-Out Scoop/Scoop (60CLS)	60"	-	6	8 lb
68972	Classic Nuplaglas Hollow/Closed Back Shovel/Scoop (48L-FL)	48"	-	6	8 lb
68973	Classic Nuplaglas Hollow/Closed Back Shovel/Scoop (27D-FL)	27"	D	6	8 lb
69034	Classic Nuplaglas Hollow/Closed Back Shovel/Scoop (18D-FL)	18"	D	6	7 lb
68569	T-Handle Cable Trencher (CTT42)	48"	-	1	6 lb
68570	T-Handle Cable Trencher (CTT44)	44"	-	1	8 lb
68850	Ergo-Power Spading Fork (SFHD-30E)	30"	D	6	13 lb
68848	Ergo-Power Manure/Hay Fork (PFH48-E)	48"	-	6	16.5 lb
68350	Classic Nuplaglas Spading Fork (SFHD30)	30"	D	6	12 lb
68349	Classic Nuplaglas Spading Fork (SFHD48)	48"	D	6	13 lb
68332	Classic Nuplaglas Spading Fork (SFHD54)	54"	D	6	14.5 lb
68553	Classic Nuplaglas Broom/Mop (48BMH)	48"	-	6	7 lb
68554	Classic Nuplaglas Broom/Mop (54BMH)	54"	-	6	8 lb
68555	Classic Nuplaglas Broom/Mop (60BMH)	60"	-	6	8.5 lb
78555	Pro-Tec Broom/Mop (60BMH-P)	60"	-	6	8.5 lb
68556	Classic Nuplaglas Broom/Mop (72BMH)	72"	-	6	9 lb
68548	Classic Nuplaglas Post Hole Digger (48PHD)	48"	-	1	5 lb
68560	Classic Nuplaglas Post Hole Digger (60PHD)	60"	-	1	6 lb
68572	Classic Nuplaglas Post Hole Digger (72PHD)	72"	-	1	7 lb
68596	Classic Nuplaglas Post Hole Digger (96PHD)	96"	-	1	9 lb
68597	Classic Nuplaglas Post Hole Digger (120PHD)	120"	-	1	10 lb
68600	Classic Nuplaglas Rake/Hoe (60RHH)	60"	-	6	14 lb
78600	Pro-Tec Rake/Hoe (60RHH-P)	60"	-	6	14 lb
78612	Pro-Tec Rake/Broom (60RBH-P)	60"	-	6	14 lb
68366	Classic Nuplaglas Rake/Hoe (66RHH)	66"	-	6	15 lb
78366	Pro-Tec Rake/Hoe (66RHH-P)	66"	-	6	15 lb
68065	Classic Nuplaglas Landscape Rake/Asphalt Lute/Squeegee (66RLS)	66"	-	6	17 lb
68602	Classic Nuplaglas Rake/Hoe (72RHH)	72"	-	6	16 lb
68610	Classic Nuplaglas Rake/Broom, tapered end fits threadless head (54RB)	54"	-	6	8 lb
68611	Classic Nuplaglas Rake/Broom, tapered end fits threadless head (60RB)	60"	-	6	8.5 lb
68660	Classic Nuplaglas American Pattern Hoe (60NHH)	60"	-	6	14 lb
68665	Classic Nuplaglas Tamper (48T)	48"	-	2	2.5 lb
53340	Classic Nuplaglas Ditch Blank (NS3-40D)	40"	D	1	3.25 lb
55470	Classic Nuplaglas Single Bit Axe/Bush Hook (B-147S)	36"	-	1	3 lb
55475	Classic Nuplaglas Double Bit Axe/Bush Hook (B-147D)	36"	-	1	3 lb
55476	Classic Nuplaglas Double Bit Axe/Bush Hook (B-147D-46)	46"	-	1	4 lb

REPLACEMENT HANDLES

Pike Pole Handles

PART NO.	DESCRIPTION	LENGTH	GRIP STYLE	STD. PACK	STD. PACK WEIGHT
36304	Classic Nuplaglas Pike Pole, Round (YPD-4R)	4'	-	1	2.95 lb
36404	Classic Nuplaglas Pike Pole, Round w/ grip (YPDH-4R)	4'	D	1	4.45 lb
36405	Classic Nuplaglas Pike Pole, Round w/ grip (YPDH-4RA)	4'	Aluminum D	1	5.95 lb
36306	Classic Nuplaglas Pike Pole, Round (YPD-6R)	6'	-	1	3.75 lb
36406	Classic Nuplaglas Pike Pole, Round w/ grip (YPDH-6R)	6'	D	1	5.25 lb
36407	Classic Nuplaglas Pike Pole, Round w/ grip (YPDH-6RA)	6'	Aluminum D	1	6.75 lb
36308	Classic Nuplaglas Pike Pole, Round (YPD-8R)	8'	-	1	4.55 lb
36408	Classic Nuplaglas Pike Pole, Round w/ grip (YPDH-8R)	8'	D	1	6.05 lb
36409	Classic Nuplaglas Pike Pole, Round w/ grip (YPDH-8RA)	8'	Aluminum D	1	7.55 lb
36310	Classic Nuplaglas Pike Pole, Round (YPD-10R)	10'	-	1	5.35 lb
36410	Classic Nuplaglas Pike Pole, Round w/ grip (YPDH-10R)	10'	D	1	6.85 lb
36411	Classic Nuplaglas Pike Pole, Round w/ grip (YPDH-10RA)	10'	Aluminum D	1	8.35 lb
36312	Classic Nuplaglas Pike Pole, Round (YPD-12R)	12'	-	1	6.15 lb
36412	Classic Nuplaglas Pike Pole, Round w/ grip (YPDH-12R)	12'	D	1	7.65 lb
36413	Classic Nuplaglas Pike Pole, Round w/ grip (YPDH-12RA)	12'	Aluminum D	1	9.15 lb
36314	Classic Nuplaglas Pike Pole, Round (YPD-14R)	14'	-	1	6.95 lb
36303	Classic Nuplaglas Pike Pole, Round w/ grip (YPDH-14R)	14'	D	1	8.45 lb
36417	Classic Nuplaglas Pike Pole, Round w/ grip (YPDH-14RA)	14'	Aluminum D	1	9.95 lb
36315	Classic Nuplaglas Pike Pole, Round (YPD-15R)	15'	-	1	7.35 lb
36316	Classic Nuplaglas Pike Pole, Round (YPD-16R)	16'	-	1	7.75 lb
36317	Classic Nuplaglas Pike Pole, Round w/ grip (YPDH-16R)	16'	D	1	9.25 lb
36421	Classic Nuplaglas Pike Pole, Round w/ grip (YPDH-16RA)	16'	Aluminum D	1	10.75 lb
36318	Classic Nuplaglas Pike Pole, Round (YPD-18R)	18'	-	1	8.55 lb
36319	Classic Nuplaglas Pike Pole, Round w/ grip (YPDH-18R)	18'	D	1	10.05 lb
36425	Classic Nuplaglas Pike Pole, Round w/ grip (YPDH-18RA)	18'	Aluminum D	1	11.55 lb
36320	Classic Nuplaglas Pike Pole, Round (YPD-20R)	20'	-	1	9.35 lb
36321	Classic Nuplaglas Pike Pole, Round w/ grip (YPDH-20R)	20'	D	1	10.85 lb
36429	Classic Nuplaglas Pike Pole, Round w/ grip (YPDH-20RA)	20'	Aluminum D	1	12.35 lb
38040	Super-Duty I-Beam Pike Pole (SPD-4R)	4'	-	1	3.3 lb
38041	Super-Duty I-Beam Pike Pole w/ grip (SPDH-4R)	4'	D	1	4.8 lb
35042	Super-Duty I-Beam Pike Pole w/ grip (SPDH-4RA)	4'	Aluminum D	1	6.3 lb
38060	Super-Duty I-Beam Pike Pole (SPD-6R)	6'	-	1	5 lb
38061	Super-Duty I-Beam Pike Pole w/ grip (SPDH-6R)	6'	D	1	6.5 lb
38062	Super-Duty I-Beam Pike Pole w/ grip (SPDH-6RA)	6'	Aluminum D	1	8 lb
38080	Super-Duty I-Beam Pike Pole (SPD-8R)	8'	-	1	6.7 lb
38081	Super-Duty I-Beam Pike Pole w/ grip (SPDH-8R)	8'	D	1	8.2 lb
38082	Super-Duty I-Beam Pike Pole w/ grip (SPDH-8RA)	8'	Aluminum D	1	9.7 lb
38100	Super-Duty I-Beam Pike Pole (SPD-10R)	10'	-	1	8.4 lb
38101	Super-Duty I-Beam Pike Pole w/ grip (SPDH-10R)	10'	D	1	9.9 lb
38102	Super-Duty I-Beam Pike Pole w/ grip (SPDH-10RA)	10'	Aluminum D	1	11.4 lb
38120	Super-Duty I-Beam Pike Pole (SPD-12R)	12'	-	1	10.1 lb
38121	Super-Duty I-Beam Pike Pole w/ grip (SPDH-12R)	12'	D	1	11.6 lb
38122	Super-Duty I-Beam Pike Pole w/ grip (SPDH-12RA)	12'	Aluminum D	1	13.1 lb
38140	Super-Duty I-Beam Pike Pole (SPD-14R)	14'	-	1	11.8 lb
38141	Super-Duty I-Beam Pike Pole w/ grip (SPDH-14R)	14'	D	1	13.3 lb
38142	Super-Duty I-Beam Pike Pole w/ grip (SPDH-14RA)	14'	Aluminum D	1	14.8 lb
38150	Super-Duty I-Beam Pike Pole (SPD-15R)	15'	-	1	12.65 lb
38160	Super-Duty I-Beam Pike Pole (SPD-16R)	16'	-	1	13.5 lb
38161	Super-Duty I-Beam Pike Pole w/ grip (SPDH-16R)	16'	D	1	15 lb
38162	Super-Duty I-Beam Pike Pole w/ grip (SPDH-16RA)	16'	Aluminum D	1	16.5 lb
38180	Super-Duty I-Beam Pike Pole (SPD-18R)	18'	-	1	16.5 lb
38181	Super-Duty I-Beam Pike Pole w/ grip (SPDH-18R)	18'	D	1	18 lb
38182	Super-Duty I-Beam Pike Pole w/ grip (SPDH-18RA)	18'	Aluminum D	1	19.5 lb
38200	Super-Duty I-Beam Pike Pole (SPD-20R)	20'	-	1	19.5 lb
38201	Super-Duty I-Beam Pike Pole w/ grip (SPDH-20R)	20'	D	1	21 lb
38202	Super-Duty I-Beam Pike Pole w/ grip (SPDH-20RA)	20'	Aluminum D	1	22.5 lb
68215	Super-Duty I-Beam Fire Swatter (60FS)	60"	-	2	3 lb
78216	Pro-Tec McLeod Rake/Hoe Fire Tool (FHR-48PR)	48"	-	2	3 lb



STRIKING

AXES

DIGGING

MAINTENANCE

AUTOMOTIVE

NUPRO

FORESTRY

FIRE

HANDLES



Ask your NUPLA salesperson about our Merchandising Programs



**Nupla Corp, a QEP Company
11912 Sheldon Street
Sun Valley, CA 91352**

**www.nuplacorp.com
email: nupla-sales@qep.com**

**For more information call
818-768-6800 / 800-872-7661
or fax
818-504-9620 / 800-546-8752**



Reorder # 1001053
01516-10217